

# INSTRUCTIONS

## CONTENTS

3+   
W5562-0920  
Asst. V1826



Unfasten bodice before replacing batteries.



Be sure the Pull Tab is removed before playing with this doll.

### Battery Replacement

Batteries included are for demonstration purposes only. Replace batteries when sound becomes distorted. This toy requires 3 AG13 (LR44) button cell batteries. To replace batteries, use a Phillips head screwdriver (not included) to unscrew battery door. Remove and set aside. Insert 3 fresh button cell batteries as shown. Use either AG13 (LR44) button cell batteries or equivalent. Replace battery cover and screw closed. When exposed to an electrostatic source, the product may malfunction. Remove and re-install the batteries. For longer life use only alkaline batteries.



Protect the environment by not disposing of this product with household waste [2002/96/EC]. Check your local authority for recycling advice and facilities.

### CONSUMER INFORMATION

Need Assistance? Visit [service.mattel.com](http://service.mattel.com) or call 1-800-524-8697 (US and Canada only).

[SERVICE.MATTEL.COM](http://SERVICE.MATTEL.COM)

Mattel, Inc., 636 Girard Avenue, East Aurora, NY 14052, U.S.A. Consumer Relations 1-800-524-8697.  
Mattel U.K. Ltd., Vanwall Business Park, Maidenhead SL6 4UB. Helpline 01628 500303.  
Mattel Australia Pty., Ltd., Richmond, Victoria. 3121. Consumer Advisory Service - 1300 135 312.  
Mattel East Asia Ltd., Room 1106, South Tower, World Finance Centre, Harbour City, Tsimshatsui, HK, China.  
Diimport & Diedarkan Oleh: Mattel SEA Ptd Ltd.(993532-P) Lot 13.5, 13th Floor, Menara Lien Hoe, Persiaran Tropicana Golf Country Resort, 47410 PJ. Tel:03-78803817, Fax:03-78803867.



Doll is NOT for use in water.

Doll cannot stand alone.

Batteries included are for demonstration purposes only. Dispose of batteries safely.



Please remove everything from the package and compare to the contents shown here.

If any items are missing, please contact your local Mattel office.

*Keep these instructions for future reference as they contain important information.*

©2011 Mattel, Inc. All Rights Reserved.

©Disney

### INSTRUCTIONS SHEET SPECIFICATIONS

Toy: DSY GFTBLE BDAY ASST

Toy No.: W5562

Part No.: 0920 - DOM

Trim Size: 8.5 " W x 11 " H

Folded Size:

Type of Fold: 2 panel

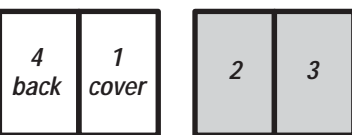
# colors: One

Colors: Black

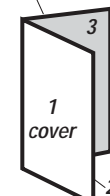
Paper Stock: White Offset

Paper Weight: 70 lb.

EDM No.:



4 back




top half of 1

4 Rear

1 Cover

## Sings “Happy Birthday to You”!

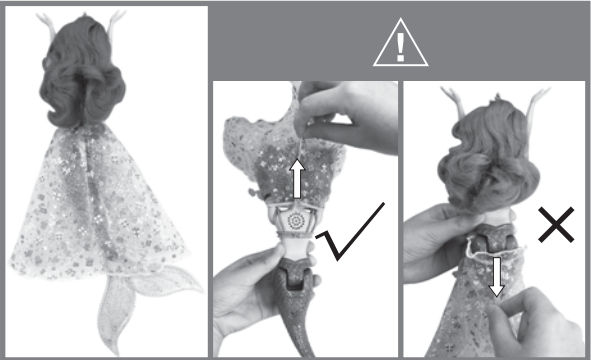


*Press the seashell for music.*

*A ring for you!*



Push fin into bottom.



### For product sold in USA

**This device complies with Part 15 of the FCC Rules.**

Operation is subject to the following two conditions:

(1) This device may not cause harmful interference, and (2) this device must accept any interference received, including interference that may cause undesired operation.

• This equipment has been tested and found to comply with the limits for a Class B digital device, pursuant to part 15 of the FCC rules. These limits are designed to provide reasonable protection against harmful interference in a residential installation. This equipment generates, uses and can radiate radio frequency energy and, if not installed and used in accordance with the instructions, may cause harmful interference to radio communications. However, there is no guarantee that interference will not occur in a particular installation. If this equipment does cause harmful interference to radio or television reception, which can be determined by turning the equipment off and on, the user is encouraged to try to correct the interference by one or more of the following measures:

- Reorient or relocate the receiving antenna.
- Increase the separation between the equipment and receiver.
- Connect the equipment into an outlet on a circuit different from that to which the receiver is connected.
- Consult the dealer or an experienced radio/TV technician for help.

**NOTE: Changes or modifications not expressly approved by the manufacturer responsible for compliance could void the user's authority to operate the equipment.**

**THIS CLASS B DIGITAL APPARATUS COMPLIES WITH CANADIAN ICES-003.**

Operation is subject to the following two conditions :

(1) this device may not cause interference, and (2) this device must accept any interference, including interference that may cause undesired operation of the device.

### BATTERY SAFETY INFORMATION

In exceptional circumstances batteries may leak fluids that can cause a chemical burn injury or ruin your product. To avoid battery leakage:

- Non-rechargeable batteries are not to be recharged.
- Rechargeable batteries are to be removed from the product before being charged.
- Rechargeable batteries are only to be charged under adult supervision.
- Do not mix alkaline, standard (carbon-zinc), or rechargeable (nickel-cadmium) batteries.
- Do not mix old and new batteries.
- Only batteries of the same or equivalent type as recommended are to be used.
- Batteries are to be inserted with the correct polarity.
- Exhausted batteries are to be removed from the product.
- The supply terminals are not to be short-circuited.
- Dispose of battery(ies) safely.
- Do not dispose of this product in a fire. The batteries inside may explode or leak.