



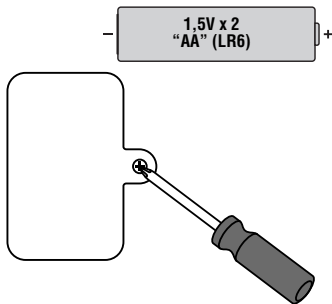
Please keep this instruction sheet for future reference,  
as it contains important information.

Requires two "AA" batteries (included) for operation.  
Batteries included are for demonstration purposes only.

Adult assembly is required for battery replacement.  
Tool required for battery replacement: Phillips screwdriver (not included).

Wipe this toy with a clean damp cloth. Do not immerse.  
This toy has no consumer serviceable parts. Do not take apart.

## Battery Replacement



**For best performance, we recommend replacing the batteries that came with this toy with two, new "AA" (LR6) alkaline batteries.**

- Loosen the screw in the battery compartment door with a Phillips screwdriver and remove the door.
- Remove the exhausted batteries and dispose of them properly.
- Insert two, new "AA" (LR6) **alkaline** batteries.
- Replace the battery compartment door and tighten the screw. Do not over-tighten.
- If this product begins to operate erratically, you may need to reset the electronics. Slide the power switch off and back on.
- When sounds or lights from this toy become faint or stop, it's time for an adult to change the batteries.



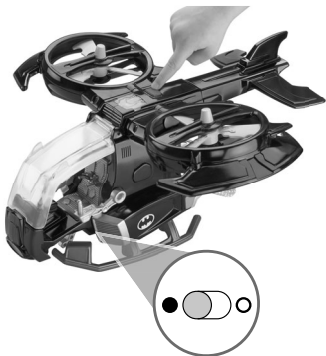
- Protect the environment by not disposing of this product with household waste (2002/96/EC). Check your local authority for recycling advice and facilities.

## Battery Safety Information

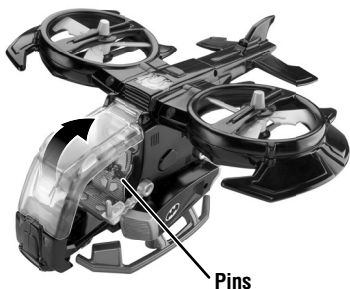
**In exceptional circumstances, batteries may leak fluids that can cause a chemical burn injury or ruin your product. To avoid battery leakage:**

- Do not mix old and new batteries or batteries of different types: alkaline, standard (carbon-zinc) or rechargeable (nickel-cadmium).
- Insert batteries as indicated inside the battery compartment.
- Remove batteries during long periods of non-use. Always remove exhausted batteries from the product. Dispose of batteries safely. Do not dispose of this product in a fire. The batteries inside may explode or leak.
- Never short-circuit the battery terminals.
- Use only batteries of the same or equivalent type, as recommended.
- Do not charge non-rechargeable batteries.
- Remove rechargeable batteries from the product before charging.
- If removable, rechargeable batteries are used, they are only to be charged under adult supervision.

## Interactive Sounds and Lights!



- Slide the power switch ON ● or OFF ○.
- Press the button on top of the Batwing for sounds and lights!
- Hear more fun sounds when the Batwing “takes off” and “touches down”!



- Open the canopy and place a figure (sold separately and subject to availability) on the seat. Insert the pins in the seat into the sockets in the back of the figure.
- Press a button on the Batwing or the figure to hear them talk to each other!



- Fit the clips on the cargo net into the slots in the back of the Batwing.
- Press the button on the side of the Batwing to launch the cargo net!
- Do not aim at eyes or face. Only use projectiles supplied with this toy. Do not fire at point blank range.

# Consumer Information



**CONSUMER ASSISTANCE**  
1-800-432-5437 (US & Canada)  
1300 135 312 (Australia)

**service.fisher-price.com**

Fisher-Price, Inc., 636 Girard Avenue, East Aurora, NY 14052.  
Hearing-impaired consumers: 1-800-382-7470.

**Outside the United States:**  
Canada: Mattel Canada Inc., 6155 Freemont Blvd., Mississauga, Ontario L5R 3W2; www.service.mattel.com.  
Great Britain: Mattel UK Ltd, Vanwall Business Park, Maidenhead SL6 4UB. Helpline: 01628 500303. www.service.mattel.com/uk  
Mattel Europa B.V., Gondel 1, 1186MJ Amstelveen, Nederland.  
Australia: Mattel Australia Pty. Ltd., 658 Church Street, Locked Bag #870, Richmond, Victoria 3121 Australia.  
New Zealand: 16-18 William Pickering Drive, Albany 1331, Auckland.

## FCC Statement (United States Only)

This equipment has been tested and found to comply with the limits for a Class B digital device, pursuant to Part 15 of the FCC Rules. These limits are designed to provide reasonable protection against harmful interference in a residential installation.

This equipment generates, uses and can radiate radio frequency energy and, if not installed and used in accordance with the instructions, may cause harmful interference to radio communications. However, there is no guarantee that interference will not occur in a particular installation. If this equipment does cause harmful interference to radio or television reception, which can be determined by turning the equipment off and on, the user is encouraged to try to correct the interference by one or more of the following measures:

- Reorient or relocate the receiving antenna.
- Increase the separation between the equipment and receiver.
- Consult the dealer or an experienced radio/TV technician for help.

Note: Changes or modifications not expressly approved by the manufacturer responsible for compliance could void the user's authority to operate the equipment.

This device complies with Part 15 of the FCC Rules. Operation is subject to the following two conditions: (1) this device may not cause harmful interference and (2) this device must accept any interference received, including interference that may cause undesired operation.

## ICES-003

- This Class B digital apparatus complies with Canadian ICES-003.
- Operation is subject to the following two conditions: (1) this device may not cause harmful interference and (2) this device must accept any interference received, including interference that may cause undesired operation.

## NMB-003

- Cet appareil numérique de la classe B est conforme à la norme NMB-003 du Canada.
- L'utilisation de ce dispositif est autorisée seulement aux conditions suivantes : (1) il ne doit pas produire de brouillage et (2) l'utilisateur du dispositif doit être prêt à accepter tout brouillage radioélectrique reçu, même si ce brouillage est susceptible de compromettre le fonctionnement du dispositif.



DC SUPER FRIENDS and all related characters and elements are trademarks of and © DC Comics.



WB SHIELD: TM & © Warner Bros. Entertainment Inc.

(s12)

©2012 Mattel. All Rights Reserved.

® and ™ designate U.S. trademarks of Mattel, except as noted.