

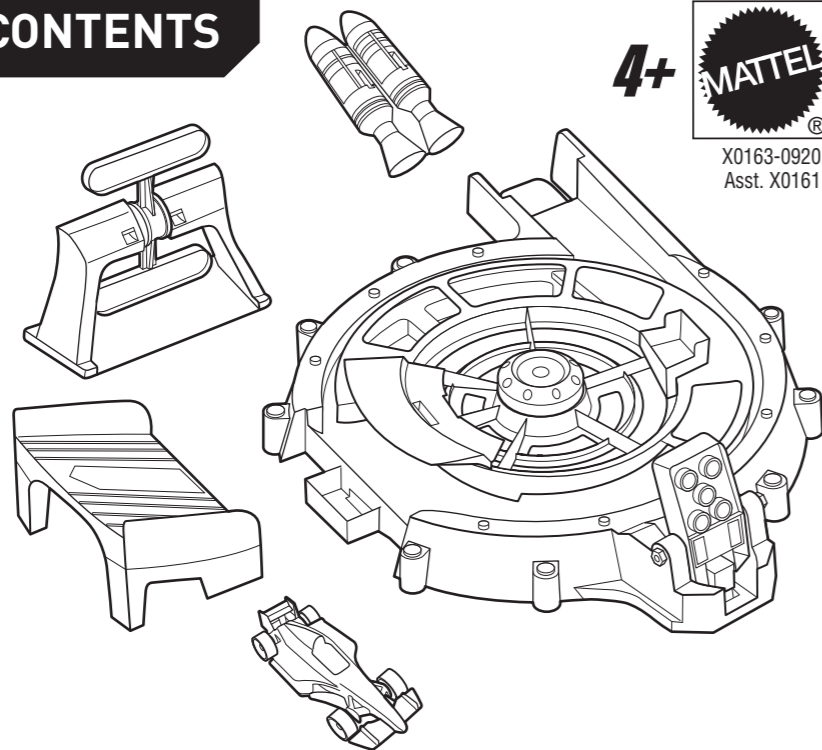


CENTRIFORCE LAUNCHER™

INSTRUCTIONS

Please keep these instructions for future reference as they contain important information.

CONTENTS



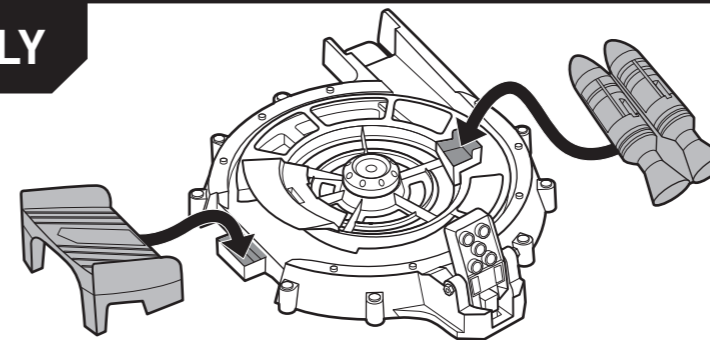
4+



X0163-0920
Asst. X0161

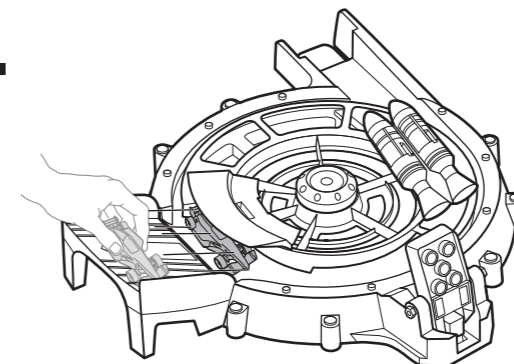
©2011 Mattel, Inc., All Rights Reserved. Mattel, Inc., 636 Girard Avenue, East Aurora, NY 14052, U.S.A. Consumer Relations 1-800-524-8697. Mattel U.K. Ltd., Vanwall Business Park, Maidenhead SL6 4UB. Helpline 01628 500303. Mattel Australia Pty., Ltd., Richmond, Victoria. 3121. Consumer Advisory Service - 1300 135 312. Mattel East Asia Ltd., Room 1106, South Tower, World Finance Centre, Harbour City, Tsimshatsui, HK, China. Diimport & Diedarkan Oleh: Mattel SEA Ptd Ltd.(993532-P) Lot 13.5, 13th Floor, Menara Lien Hoe, Persiaran Tropicana Golf Country Resort, 47410 PJ. Tel:03-78803817, Fax:03-78803867. service.mattel.com

ASSEMBLY

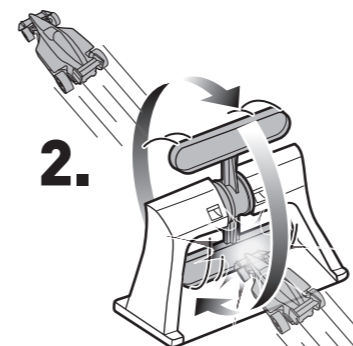


TO PLAY

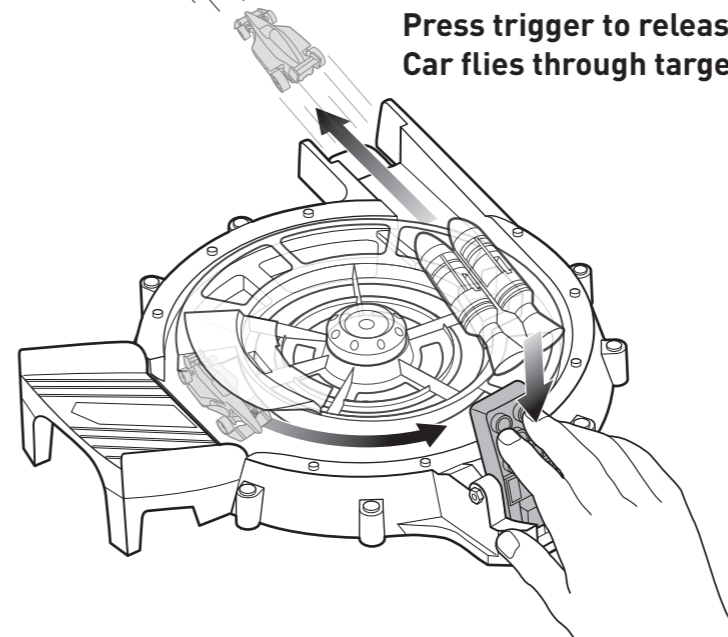
1.



2.



Press trigger to release car.
Car flies through target.



INSTRUCTION SHEET SPECIFICATIONS

Toy: HW CENTRIFUGE LAUNCHER
Toy No.: X0163
Part No.: 0920
Trim Size: 8.5"W x5.5" H
Folded Size: _____
Type of Fold: _____
colors: One
Colors: Black
Paper Stock: White Offset
Paper Weight: 70 lb.
EDM No.: _____

2 BACK



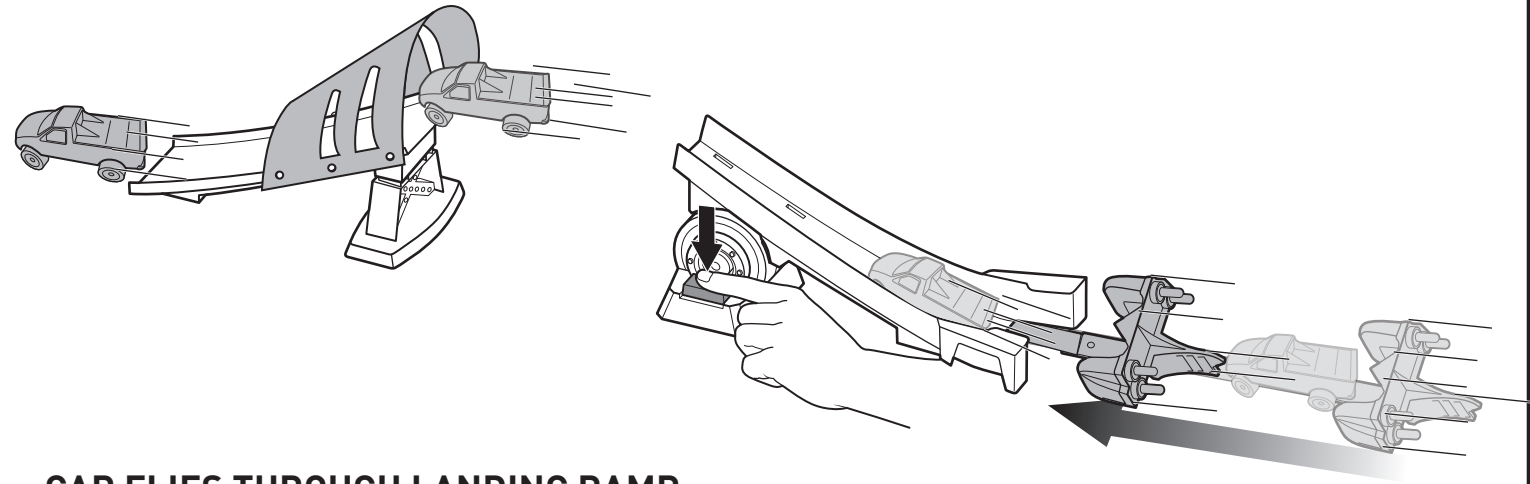
FRONT



BACK

TO PLAY (CONT)

2. PRESS BUTTON TO LAUNCH.



CAR FLIES THROUGH LANDING RAMP.

Mattel, Inc., 636 Girard Avenue, East Aurora, NY 14052, U.S.A. Consumer Relations 1-800-524-8697. Mattel U.K. Ltd., Vanwall Business Park, Maidenhead SL6 4UB. Helpline 01628 500303. Mattel Australia Pty., Ltd., Richmond, Victoria. 3121. Consumer Advisory Service - 1300 135 312. Mattel East Asia Ltd., Room 1106, South Tower, World Finance Centre, Harbour City, Tsimshatsui, HK, China. Diimport & Diedarkan Oleh: Mattel SEA Ptd Ltd.(993532-P) Lot 13.5, 13th Floor, Menara Lien Hoe, Persiaran Tropicana Golf Country Resort, 47410 PJ. Tel:03-78803817, Fax:03-78803867.

service.mattel.com

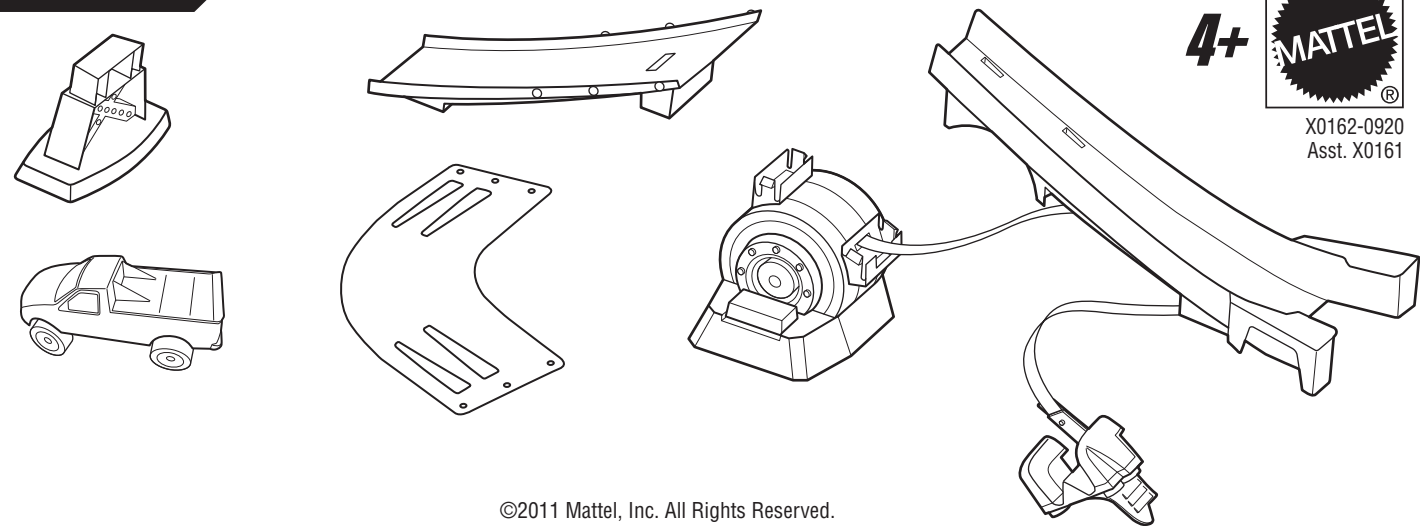


SLINGSHOT STUNT RAMP™

INSTRUCTIONS

CONTENTS

Please keep these instructions for future reference as they contain important information.



4+

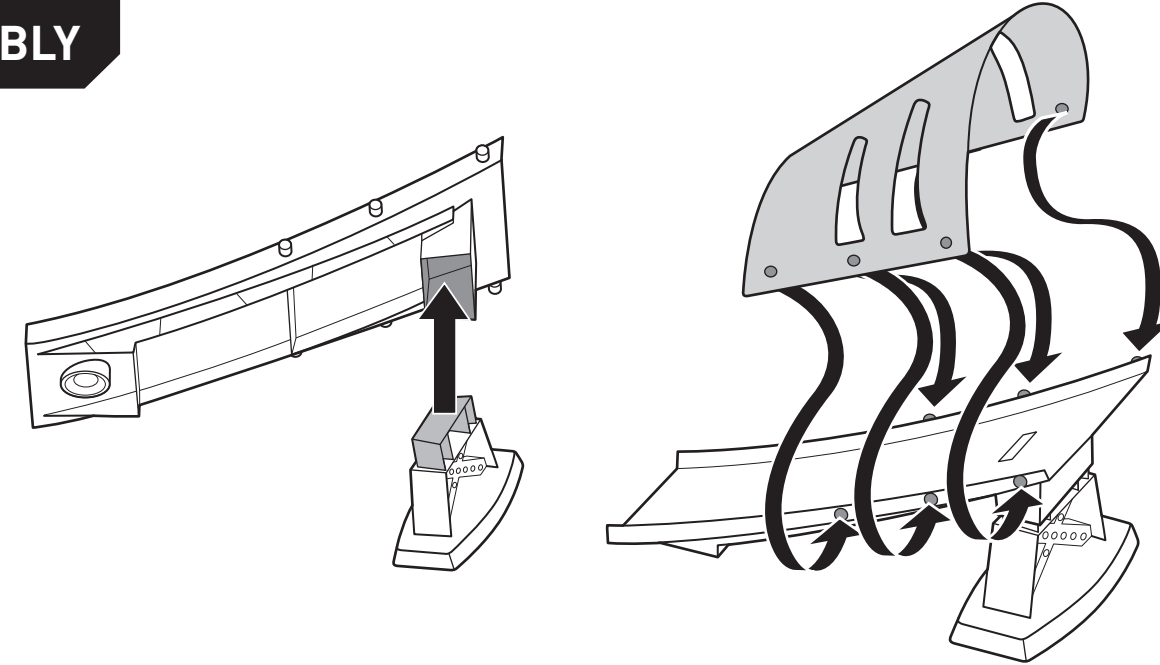


X0162-0920
Asst. X0161

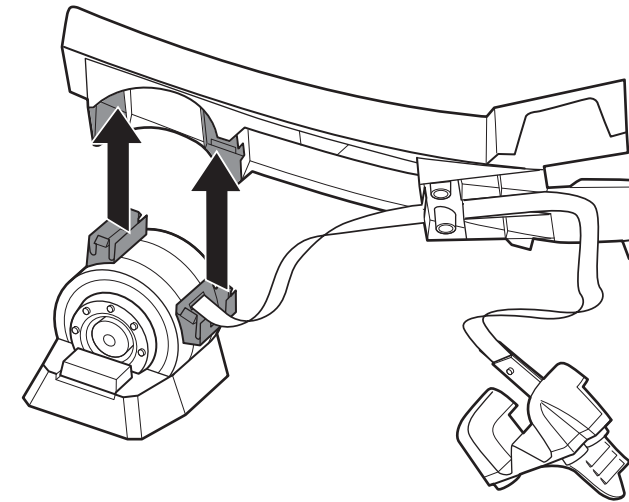
©2011 Mattel, Inc. All Rights Reserved.

ASSEMBLY

1.

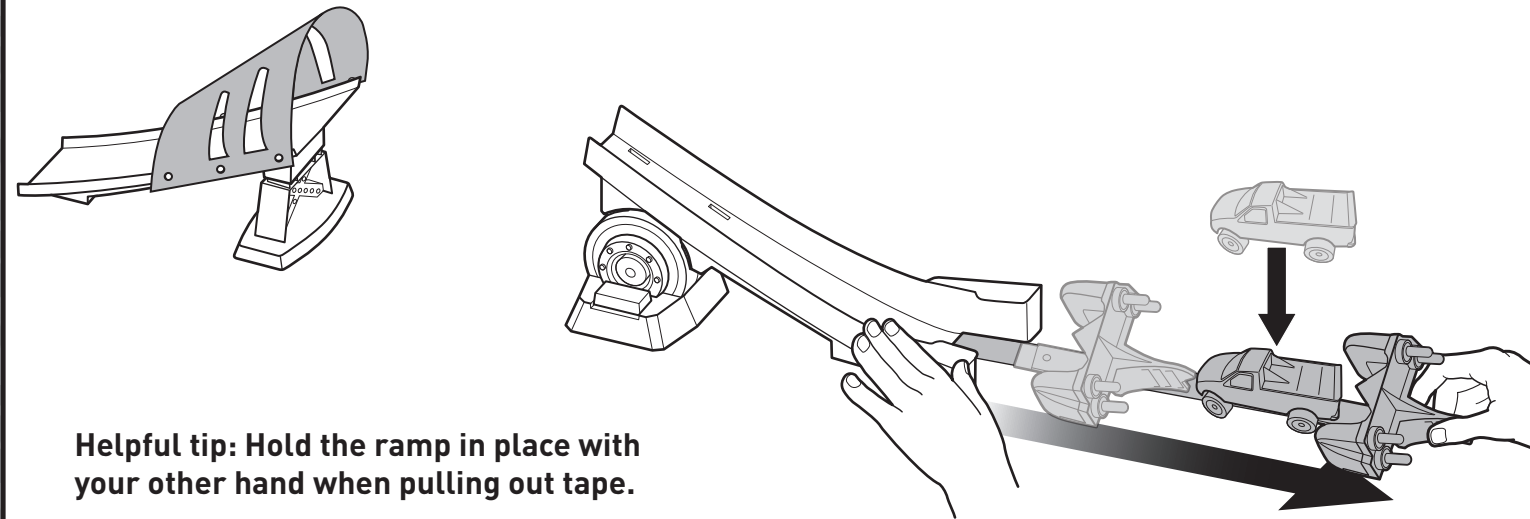


2.



TO PLAY

1. PULL OUT TAPE.



Helpful tip: Hold the ramp in place with your other hand when pulling out tape.

INSTRUCTION SHEET SPECIFICATIONS

Toy: HW WIP RAMP
 Toy No.: X0162
 Part No.: 0920
 Trim Size: 11"W x8.5"H
 Folded Size: 5.5"W x8.5"H
 Type of Fold: Single
 # colors: One
 Colors: Black
 Paper Stock: White Offset
 Paper Weight: 70 lb.
 EDM No.:



2 PANEL Folding Dummy

