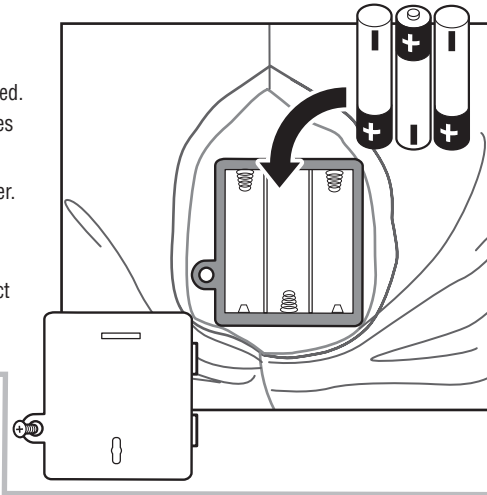


Battery Replacement

Batteries included are for demonstration purposes only. Replace batteries when sound becomes distorted. For longer life use only alkaline batteries. Toy requires 3 replaceable AA (LR6) alkaline batteries. To replace batteries, open fabric on back of toy. Use a Phillips head screwdriver (not included) to open battery cover. Insert 3 AA (LR6) alkaline batteries as shown. Use either AA (LR6) alkaline batteries or equivalent. Replace battery cover and tighten screw. When exposed to an electrostatic source, the product may malfunction. If this problem occurs, reset the product by reinstalling the batteries.



Battery Safety Information

In exceptional circumstances batteries may leak fluids that can cause a chemical burn injury or ruin your product. To avoid battery leakage:

- Non-rechargeable batteries are not to be recharged.
- Rechargeable batteries are to be removed from the product before being charged.
- Rechargeable batteries are only to be charged under adult supervision.
- Do not mix alkaline, standard (carbon-zinc), or rechargeable (nickel-cadmium) batteries.
- Do not mix old and new batteries.
- Only batteries of the same or equivalent type as recommended are to be used.
- Batteries are to be inserted with the correct polarity.
- Exhausted batteries are to be removed from the product.
- The supply terminals are not to be short-circuited.
- Dispose of battery(ies) safely.
- Do not dispose of this product in a fire. The batteries inside may explode or leak.

For product sold in USA

This device complies with Part 15 of the FCC Rules.

Operation is subject to the following two conditions: (1) This device may not cause harmful interference, and (2) this device must accept any interference received, including interference that may cause undesired operation.

- This equipment has been tested and found to comply with the limits for a Class B digital device, pursuant to part 15 of the FCC rules. These limits are designed to provide reasonable protection against harmful interference in a residential installation. This equipment generates, uses and can radiate radio frequency energy and, if not installed and used in accordance with the instructions, may cause harmful interference to radio communications. However, there is no guarantee that interference will not occur in a

particular installation. If this equipment does cause harmful interference to radio or television reception, which can be determined by turning the equipment off and on, the user is encouraged to try to correct the interference by one or more of the following measures:

- Reorient or relocate the receiving antenna.
- Increase the separation between the equipment and receiver.
- Connect the equipment into an outlet on a circuit different from that to which the receiver is connected.
- Consult the dealer or an experienced radio/TV technician for help.

NOTE: Changes or modifications not expressly approved by the manufacturer responsible for compliance could void the user's authority to operate the equipment.



Protect the environment by not disposing of this product with household waste (2002/96/EC). Check your local authority for recycling advice and facilities.

4 Rear



INSTRUCTIONS



contents



Includes 3 AA (R6) carbon-zinc batteries. Batteries included are for demonstration purposes only. Dispose of batteries safely.

Please remove everything from the package and compare to the contents shown here. If any items are missing, please contact your local Mattel office. Keep these instructions for future reference as they contain important information.

CONSUMER INFORMATION

Need Assistance? Visit service.mattel.com or call 1-800-524-8697 (US and Canada only).

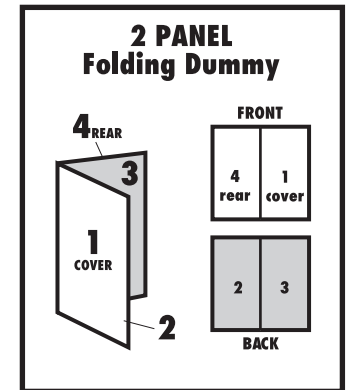
SERVICE.MATTEL.COM

Mattel, Inc., 636 Girard Avenue, East Aurora, NY 14052, U.S.A. Consumer Relations 1-800-524-8697.
 Mattel U.K. Ltd., Vanwall Business Park, Maidenhead SL6 4UB. Helpline 01628 500303.
 Mattel Australia Pty., Ltd., Richmond, Victoria. 3121. Consumer Advisory Service - 1300 135 312.
 Mattel East Asia Ltd., Room 1106, South Tower, World Finance Centre, Harbour City, Tsimshatsui, HK, China.
 Diimport & Diedarkan Oleh: Mattel SEA Ptd Ltd (993532-P) Lot 13.5, 13th Floor, Menara Lien Hoe, Persiaran Tropicana Golf Country Resort, 47410 P.J. Tel:03-78803817, Fax:03-78803867.

©2012 Mattel. All Rights Reserved.

INSTRUCTION SHEET SPECIFICATIONS

Toy: LITTLE MOMMY TALK W/ME DOLL
 Toy No.: X2678
 Part No.: -0920
 Trim Size: 11 " W x 8.5 " H
 Folded Size: 5.5 " W x 8.5 " H
 Type of Fold: 2 panel
 # colors: One
 Colors: Black
 Paper Stock: White Offset
 Paper Weight: 70 lb.
 EDM No.:




1 Cover

let's play!

1 press and hold doll's tummy and speak to record.

note: maximum 5 seconds of audio can be recorded.



2 release tummy to make doll repeat what you just said in her own voice.

also doll can say 20 prerecorded phrases!



Helpful Hint: Every third time you release tummy, doll will say one of prerecorded phrases.