

Fisher-Price®

X2919



Please keep this instruction sheet for future reference,
as it contains important information.

Requires one “AAA” battery (included) for operation.

Adult assembly is required for battery replacement.

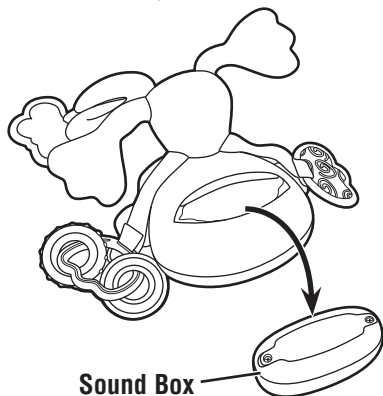
Tool required for battery replacement: Phillips screwdriver (not included)

Wipe this toy with a clean, damp cloth. Do not immerse the sound box
inside the toy. This toy is surface washable only.

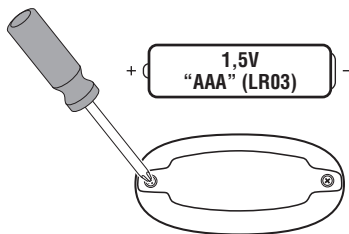
www.fisher-price.com

Battery Replacement


For best performance, we recommend replacing the battery that came with this toy with one new “AAA” (LR03) alkaline battery.



- Open the fasteners on the back of the monkey's head.
- Remove the sound box from the monkey.



- Loosen the screws in the door with a Phillips screwdriver and remove it.
- Remove the exhausted battery and dispose of it properly.
- Insert a new “AAA” (LR03) **alkaline** battery.
- Replace the battery compartment door and tighten the screw. Do not over-tighten.




IMPORTANT! To ensure proper function, follow this step carefully.

- Align the button on the sound box with the music note on the front of the monkey. Carefully fit the sound box back inside the monkey.
- Secure the fasteners on the back of the monkey's head.

Battery Replacement

Please note:

- If this toy begins to operate erratically, you may need to reset the electronics. Remove the battery and reinstall it.
- When sounds become faint or stop, it's time for an adult to change the battery.
-  Protect the environment by not disposing of this product with household waste (2002/96/EC). Check your local authority for recycling advice and facilities.

Battery Safety Information

In exceptional circumstances, batteries may leak fluids that can cause a chemical burn injury or ruin your toy. To avoid battery leakage:

- Do not mix old and new batteries or batteries of different types: alkaline, standard (carbon-zinc) or rechargeable (nickel-cadmium).
- Insert batteries as indicated inside the battery compartment.
- Remove batteries during long periods of non-use. Always remove exhausted batteries from the toy. Dispose of batteries safely. Do not dispose of this product in a fire. The batteries inside may explode or leak.
- Never short-circuit the battery terminals.
- Use only batteries of the same or equivalent type, as recommended.
- Do not charge non-rechargeable batteries.
- Remove rechargeable batteries from the toy before charging.
- If removable, rechargeable batteries are used, they are only to be charged under adult supervision.



CONSUMER ASSISTANCE

1-800-432-5437 (US & Canada)

1300 135 312 (Australia)



service.fisher-price.com

Fisher-Price, Inc., 636 Girard Avenue, East Aurora, NY 14052.

Hearing-impaired consumers: 1-800-382-7470.

Outside the United States:

Canada: Mattel Canada Inc., 6155 Freemont Blvd.,
Mississauga, Ontario L5R 3W2; www.service.mattel.com.

Great Britain: Mattel UK Ltd, Vanwall Business Park,
Maidenhead SL6 4UB. Helpline: 01628 500303.
www.service.mattel.com/uk

Mattel Europa, B.V., Godel 1, 1186 MJ Amstelveen, Nederland.


Australia: Mattel Australia Pty. Ltd., 658 Church Street,
Locked Bag #870, Richmond, Victoria 3121 Australia.

New Zealand: 16-18 William Pickering Drive,
Albany 1331, Auckland.

Fisher Price, Inc., a subsidiary of Mattel, Inc., East Aurora, NY 14052 U.S.A.

©2011 Mattel, Inc. All Rights Reserved. © and ™ designate U.S. trademarks of Mattel, Inc.

On-the-Go Musical Fun!



-
- Wrap the monkey's tail around the stroller crossbar.
 - Press the music note on the monkey's cheek for music.

ICES-003

- This Class B digital apparatus complies with Canadian ICES-003.
- Operation is subject to the following two conditions: (1) this device may not cause harmful interference and (2) this device must accept any interference received, including interference that may cause undesired operation.

NMB-003

- Cet appareil numérique de la classe B est conforme à la norme NMB-003 du Canada.
- L'utilisation de ce dispositif est autorisée seulement aux conditions suivantes : (1) il ne doit pas produire de brouillage et (2) l'utilisateur du dispositif doit être prêt à accepter tout brouillage radioélectrique reçu, même si ce brouillage est susceptible de compromettre le fonctionnement du dispositif.

FCC Statement (United States Only)

This equipment has been tested and found to comply with the limits for a Class B digital device, pursuant to Part 15 of the FCC Rules. These limits are designed to provide reasonable protection against harmful interference in a residential installation. This equipment generates, uses and can radiate radio frequency energy and, if not installed and used in accordance with the instructions, may cause harmful interference to radio communications. However, there is no guarantee that interference will not occur in a particular installation. If this equipment does cause harmful interference to radio or television reception, which can be determined by turning the equipment off and on, the user is encouraged to try to correct the interference by one or more of the following measures:

- Reorient or relocate the receiving antenna.
- Increase the separation between the equipment and receiver.
- Consult the dealer or an experienced radio/TV technician for help.

Note: Changes or modifications not expressly approved by the manufacturer responsible for compliance could void the user's authority to operate the equipment.

This device complies with Part 15 of the FCC Rules. Operation is subject to the following two conditions: (1) this device may not cause harmful interference and (2) this device must accept any interference received, including interference that may cause undesired operation.