



3+



# PORTO CORSA SPLASH 'N' RACE™ BOAT

## INSTRUCTIONS

### CONTENTS



Water toys sometimes get messy. Protect surrounding area before use. Drain, rinse, clean and dry all items thoroughly before storing.

### TO PLAY 1

Roll on hard surface for bobbing action!



©2012 Mattel. All Rights Reserved.  
Mattel, Inc., 636 Girard Avenue, East Aurora, NY 14052, U.S.A. Consumer Relations 1-800-524-8697. Mattel U.K. Ltd., Vanwall Business Park, Maidenhead SL6 4UB. Helpline 01628 500303. Mattel Australia Pty., Ltd., Richmond, Victoria. 3121. Consumer Advisory Service - 1300 135 312. Mattel East Asia Ltd., Room 1106, South Tower, World Finance Centre, Harbour City, Tsimshatsui, HK, China. Diimport & Diedarkan Oleh: Mattel SEA Ptd Ltd.(993532-P) Lot 13.5, 13th Floor, Menara Lien Hoe, Persiaran Tropicana Golf Country Resort, 47410 PJ. Tel:03-78803817, Fax:03-78803867.

© Disney/Pixar

[www.disney.com/cars](http://www.disney.com/cars)


[service.mattel.com](http://service.mattel.com)

Y1168-0920

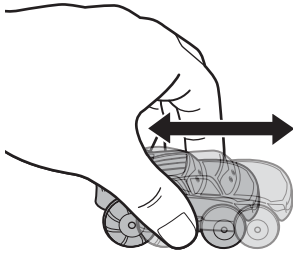


## TO PLAY 2

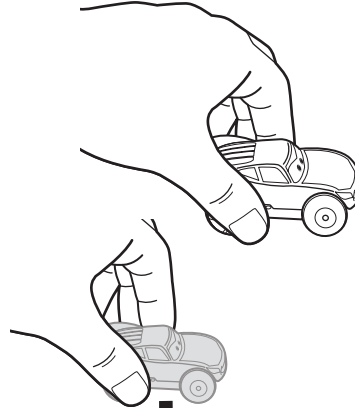
**1** Close the start gate.




**2** Push vehicle back and forth 3-4 times on a hard flat surface.



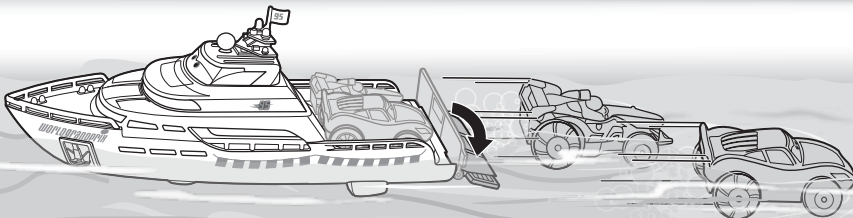
**3** Hold back wheel to prevent vehicle from launching.



**4** Load vehicle into start gate.



**5** Open start gate to race!



Additional vehicle sold separately, subject to availability.