



INSTRUCTIONS

Please keep these instructions for future reference as they contain important information.

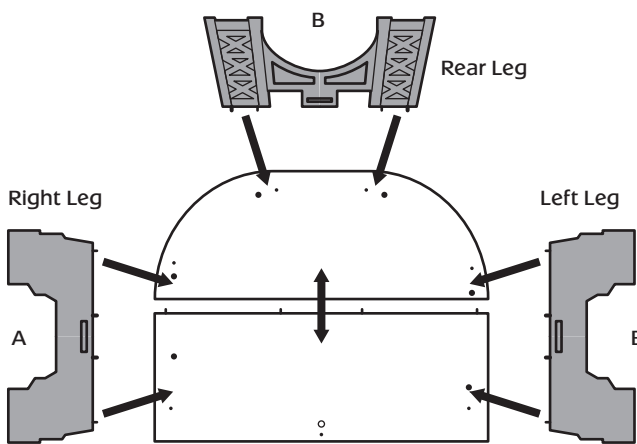
ADULT ASSEMBLY REQUIRED.

Tool is required for assembly:
Phillips screwdriver (not included).

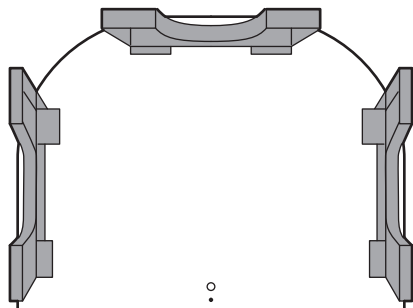
CAUTION:
This product contains sharp points. For assembly by an adult.
Take extra care during unpacking and assembly.

ASSEMBLY

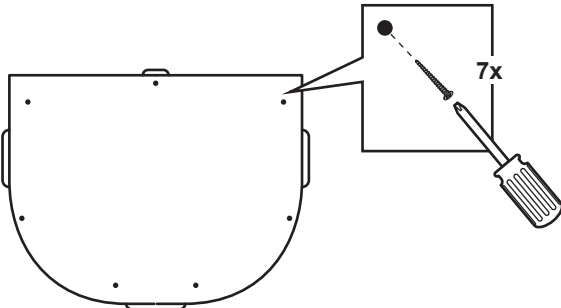
1 Connect the two TABLETOP HALVES, inserting the pegs into the corresponding holes.



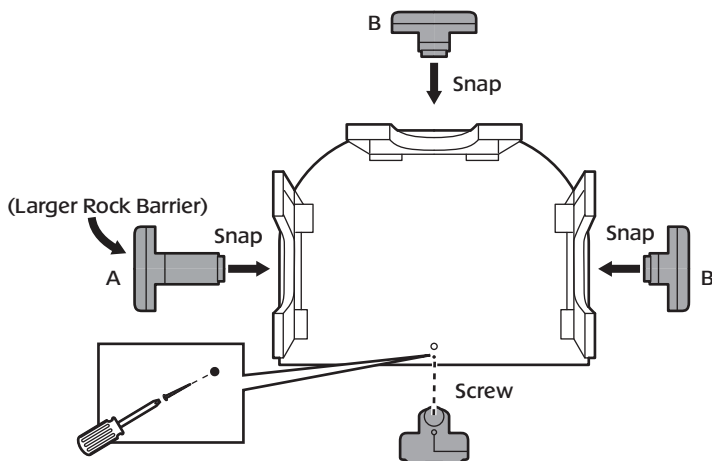
2 Turn the TABLETOP face down and connect the RIGHT LEG, LEFT LEG, and REAR LEG, inserting the pegs into the corresponding holes.



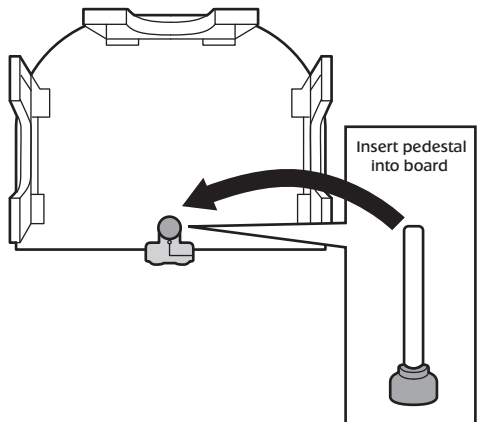
3 Secure the RIGHT LEG, LEFT LEG, and REAR LEG to the TABLETOP using the SCREWS (Phillips screwdriver required).



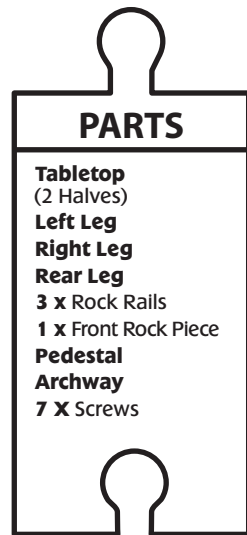
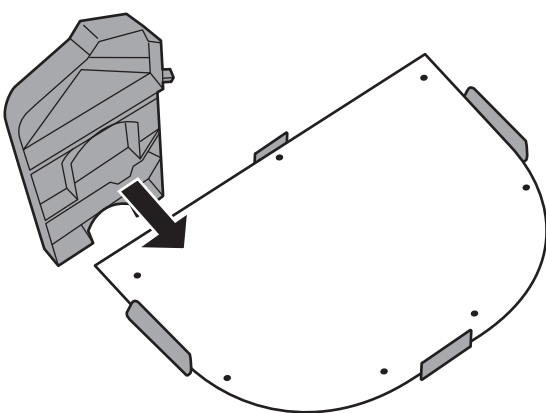
4 Insert the 3 ROCK RAILS and FRONT ROCK PIECE.



5 Attach the PEDESTAL to the FRONT ROCK PIECE.



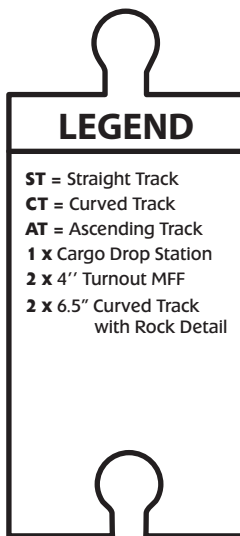
6 Slide the ARCHWAY into the TABLETOP.



PARTS

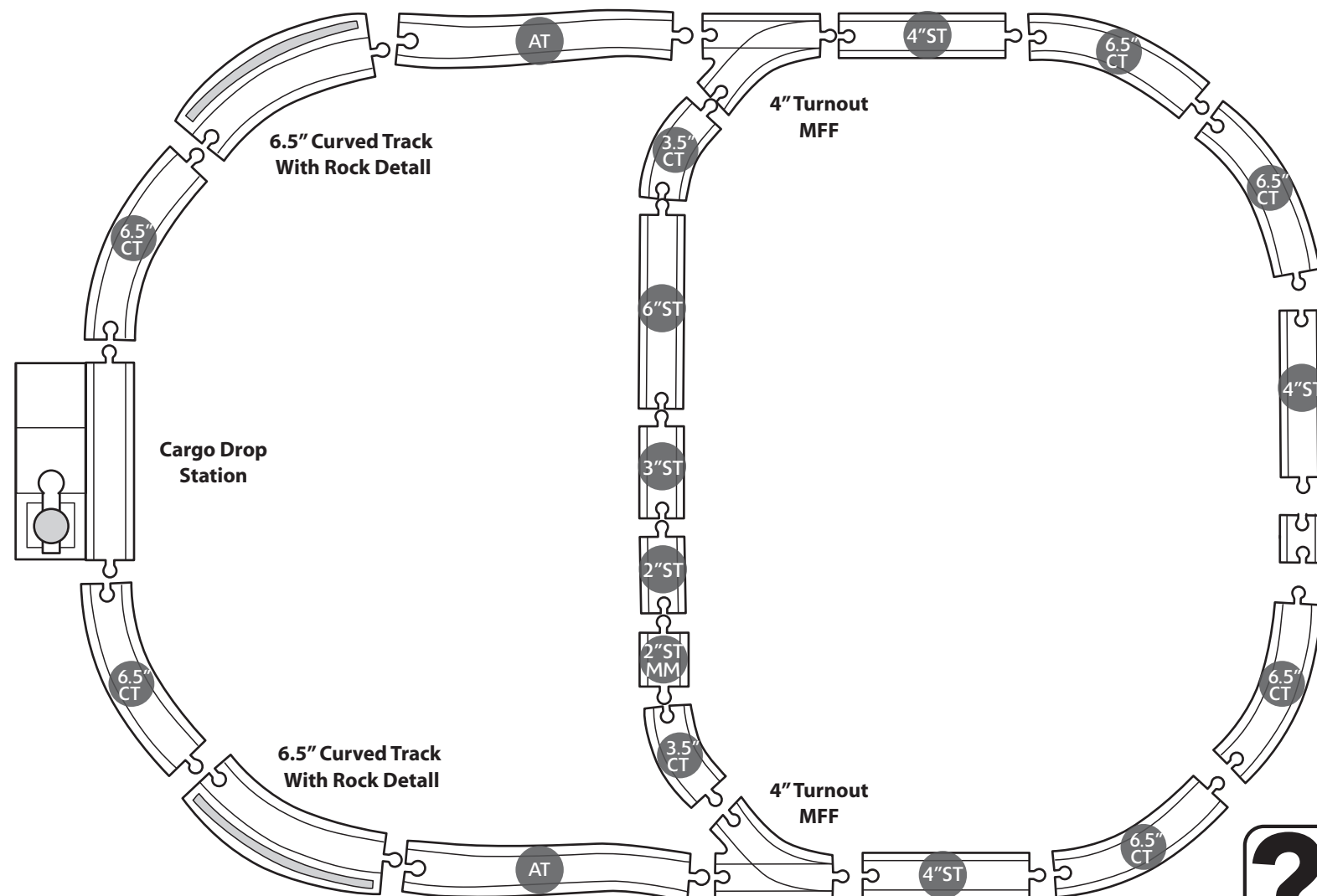
Tabletop
(2 Halves)
Left Leg
Right Leg
Rear Leg
3 x Rock Rails
1 x Front Rock Piece
Pedestal
Archway
7 X Screws

TRACK LAYOUT



LEGEND

ST = Straight Track
CT = Curved Track
AT = Ascending Track
1 x Cargo Drop Station
2 x 4" Turnout MFF
2 x 6.5" Curved Track with Rock Detail



Thomas the Tank Engine & Friends™

CREATED BY BRIT ALLCROFT

©2012 Gullane (Thomas) Limited.
©2012 Mattel. All Rights Reserved. ® and ™ designate U.S. trademarks of Mattel, except as noted. **PRINTED IN CHINA. IMPRIMÉ EN CHINE.** Mattel East Asia Ltd., Room 1106, South Tower, World Finance Centre, Harbour City, Tsimshatsui, HK, China.

Fisher-Price

Y4478
ID. Y4478-0920G1

CONSUMER ASSISTANCE
1-800-432-5437 (US & Canada)
1-800-382-7470 (Australia)
service.fisher-price.com

Outside the United States:
Canada: Mattel Canada Inc., 6155 Freemont Blvd., Mississauga, Ontario L5R 3W2; www.service.mattel.com.
Great Britain: Mattel UK Ltd, Vanwall Business Park, Maidenhead SL6 4UB. Helpline: 01628 500303. www.service.mattel.com/uk
Mattel Europa B.V., Gondel 1, 1186 MJ Amstelveen, Nederland.
Australia: Mattel Australia Pty. Ltd., 658 Church Street, Locked Bag #670, Richmond, Victoria 3121 Australia.
New Zealand: 16-18 William Pickering Drive, Albany 1331, Auckland.

12/12/2012 change remark for G1:
- Updated the step 4 for assembly.

Item No : Y4478-0920G1
Version : EL
Size : 8.27" x 11.69" (A4)
Paper : 100% Recycled paper
Color : Black
Date : Dec 12, 2012 (Emma Wei)