
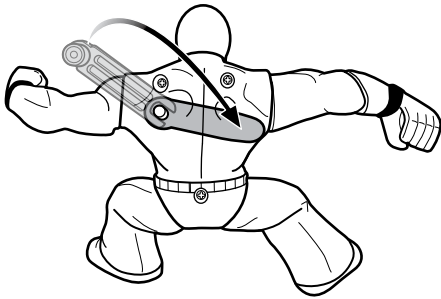


CRANK CLOCKWISE

1.



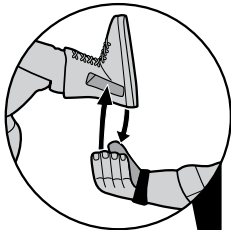
2.



RESET HANDLE BEFORE PLAY.

CONNECT'EM HOWEVER YOU WANT OR TRY THESE RECOMMENDED SET-UPS FOR SUPERIOR BATTLES.


A.




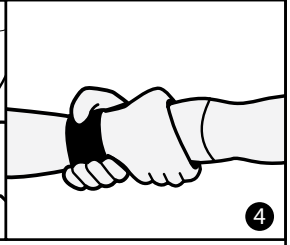
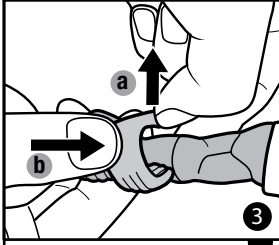

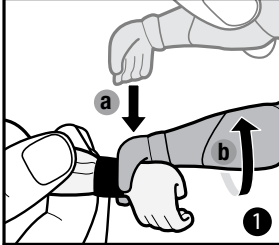
Keep swivel arm straight.



PRESS HEAD TO ACTIVATE!



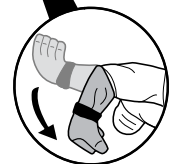
B. SNAP BOTH HANDS AROUND EACH OTHER'S ARM.



PRESS HEAD TO ACTIVATE!



Keep hinged arm straight.



Keep swivel arm bent.

C.

PRESS HEAD TO ACTIVATE!

