

BATTERY SAFETY INFORMATION

In exceptional circumstances batteries may leak fluids that can cause a chemical burn injury or ruin your product. To avoid battery leakage:

- Non-rechargeable batteries are not to be recharged.
- Rechargeable batteries are to be removed from the product before being charged.
- Rechargeable batteries are only to be charged under adult supervision.
- Do not mix alkaline, standard (carbon-zinc), or rechargeable (nickel-cadmium) batteries.
- Do not mix old and new batteries.
- Only batteries of the same or equivalent type as recommended are to be used.
- Batteries are to be inserted with the correct polarity.
- Exhausted batteries are to be removed from the product.
- The supply terminals are not to be short-circuited.
- Dispose of battery(ies) safely.
- Do not dispose of this product in a fire. The batteries inside may explode or leak.



Protect the environment by not disposing of this product with household waste (2002/96/EC). Check your local authority for recycling advice and facilities.

This device complies with Part 15 of the FCC Rules.

Operation is subject to the following two conditions: (1) This device may not cause harmful interference, and (2) this device must accept any interference received, including interference that may cause undesired operation.

- This equipment has been tested and found to comply with the limits for a Class B digital device, pursuant to part 15 of the FCC rules. These limits are designed to provide reasonable protection against harmful interference in a residential installation. This equipment generates, uses and can radiate radio frequency energy and, if not installed and used in accordance with the instructions, may cause harmful interference to radio communications. However, there is no guarantee that interference will not occur in a particular installation. If this equipment does cause harmful interference to radio or television reception, which can be determined by turning the equipment off and on, the user is encouraged to try to correct the interference by one or more of the following measures:
- Reorient or relocate the receiving antenna.
- Increase the separation between the equipment and receiver.
- Connect the equipment into an outlet on a circuit different from that to which the receiver is connected.
- Consult the dealer or an experienced radio/TV technician for help.


NOTE: Changes or modifications not expressly approved by the manufacturer responsible for compliance could void the user's authority to operate the equipment.

©2012 Mattel. All Rights Reserved.

Mattel, Inc. 636 Girard Avenue, East Aurora, NY 14052, U.S.A. Consumer Relations 1-800-524-8697.
Mattel U.K. Ltd., Vanwall Business Park, Maidenhead SL6 4UB. Helpline 01628 500303. Mattel Australia Pty., Ltd., Richmond, Victoria. 3121.Consumer Advisory Service - 1300 135 312. Mattel East Asia Ltd., Room 1106, South Tower, World Finance Centre, Harbour City, Tsimshatsui, HK, China. Diimport & Diedarkan Oleh: Mattel SEA Ptd Ltd.(993532-P) Lot 13.5, 13th Floor, Menara Lien Hoe, Persiaran Tropicana Golf Country Resort, 47410 PJ. Tel:03-78803817, Fax:03-78803867.

service.mattel.com

W8015-0920 Y0010-0920
W8016-0920 Y0011-0920
W8017-0920 Y0020-0920
W8018-0920 Y0021-0920
Y8332-0920 Y8017-0920
Y8534-0920

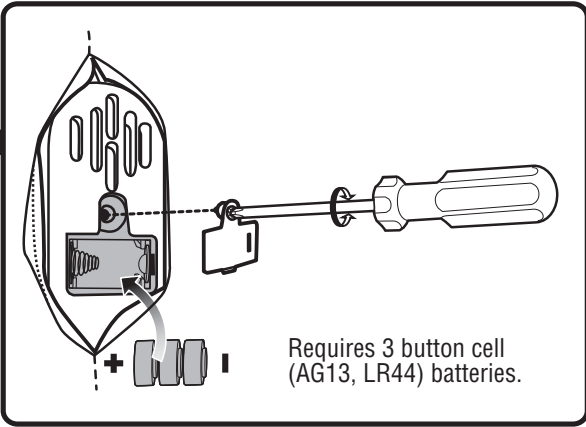
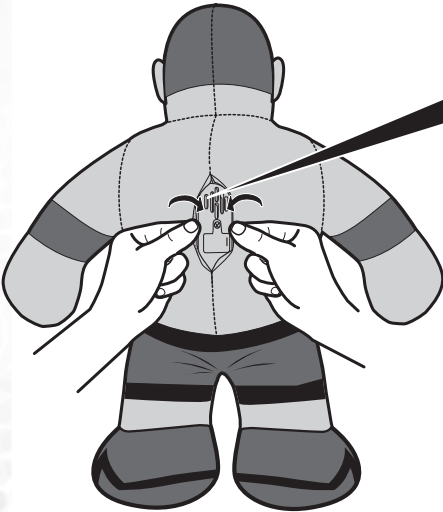


BRAWLIN' BUDDIES™

INSTRUCTIONS 3+

Please keep these instructions for future reference as they contain important information.

BATTERY INSTALLATION



Requires 3 button cell (AG13, LR44) batteries.

- Open the fastener to reveal the battery compartment.
- Unscrew the battery cover with a Phillips head screwdriver (not included).
- Remove batteries included for demonstration purposes and dispose of them safely.
- Install 3 new button cell (AG13, LR44) batteries in the orientation (+/-) shown.
- Replace battery cover and tighten screw.
- Close the fastener to cover up the battery compartment.
- For best performance, use only alkaline batteries.
- Replace batteries if sounds play slowly or distort.

All WWE programming, talent names, images, likenesses, slogans, wrestling moves, trademarks, logos and copyrights are the exclusive property of WWE and its subsidiaries. All other trademarks, logos and copyrights are the property of their respective owners. © 2012 WWE. All Rights Reserved.

INSTRUCTION SHEET SPECIFICATIONS

Toy: BRAWLIN' BUDDIES
Toy No.: Y8534
Part No.: 0920
Trim Size: A5
Folded Size:
Type of Fold:
colors: One
Colors: Black
Paper Stock: White Offset
Paper Weight: 70 lb.
EDM No.: