

Pooh 'n You™ Walker Ride-On

INSTRUCTIONS

Please keep these instructions for future reference as they contain important information.

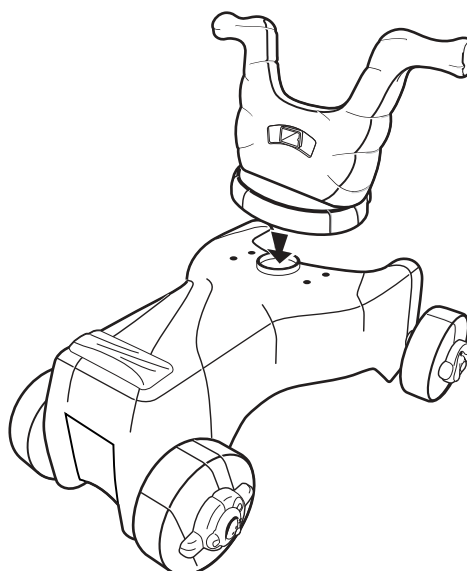
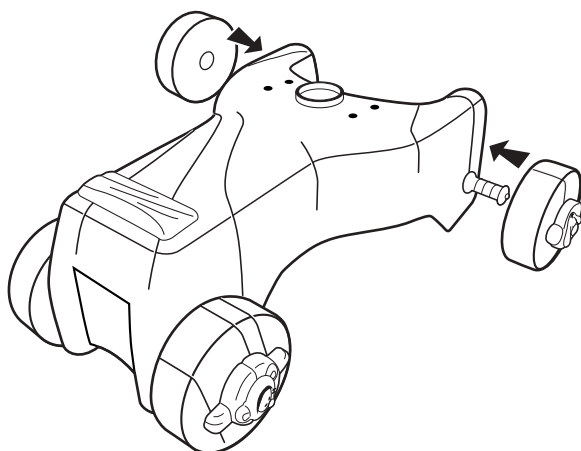
ADULT ASSEMBLY REQUIRED.

IMPORTANT NOTE:


The following is a ONE-TIME ASSEMBLY. Once these pieces are assembled they cannot be taken apart.

HOW TO ASSEMBLE

1. Snap the two front wheels onto the axles found on the main body of the toy.
2. Snap the handlebars into the top of the main body of the toy. To ensure safety, be sure you hear them snap in all the way.



3. Snap Pooh's riding seat into the handlebars.

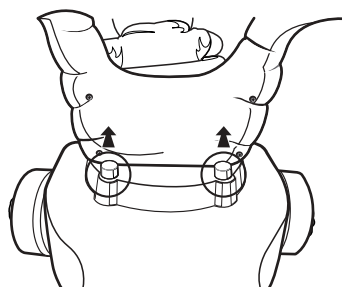


ADULT SUPERVISION REQUIRED.

HOW TO PLAY


Once assembled, the Pooh 'n You™ Walker Ride-On can be used as a walker for younger children or a ride-on for older children, depending on the position of the handlebars.

To rotate the handlebars, lift up the two buttons found on each side of the base of the handlebars.




WALKER

Position the handlebars toward the FRONT of the toy.



RIDE-ON

Position the handlebars toward the SEAT of the toy.

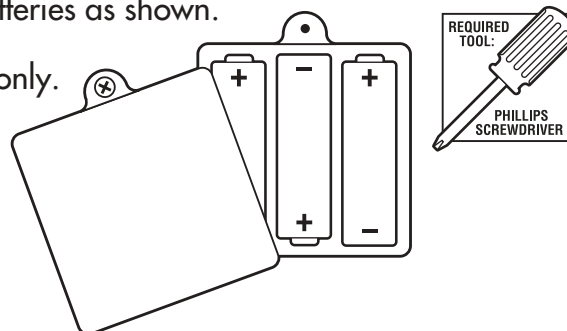


To activate Pooh, be sure the ON/OFF switch is in the ON position. The ON/OFF switch is located on the back of POOH beneath the fabric fastener.

BATTERY INSTALLATION

The battery compartment is located on the back of POOH beneath the fabric fastener. If sounds play slowly or distort, replace 3 "AA" batteries as shown.

Batteries included are for demonstration purposes only.
For longer life use only alkaline batteries.
Requires 3 "AA" (LR6) Batteries.



BATTERY SAFETY INFORMATION

In exceptional circumstances batteries may leak fluids that can cause a chemical burn injury or ruin your toy (product). To avoid battery leakage;

- Non-rechargeable batteries are not to be recharged.
- Rechargeable batteries are to be removed from the product before being charged (if designed to be removable).
- Rechargeable batteries are only to be charged under adult supervision (if designed to be removable).
- Do not mix alkaline, standard (carbon-zinc), or rechargeable (nickel-cadmium) batteries.
- Do not mix old and new batteries.
- Only batteries of the same or equivalent type as recommended are to be used.
- Batteries are to be inserted with the correct polarity.
- Exhausted batteries are to be removed from the product.
- The supply terminals are not to be short-circuited.
- Dispose of battery(ies) safely.
- Do not dispose of this product in a fire. The batteries inside may explode or leak.

B9044-0920

PRINTED IN CHINA

Fisher-Price®

© Disney
Based on the "Winnie the Pooh" works
by A.A. Milne and E.H. Shepard.
Visit the Disney website at www.Disney.com

Fisher-Price, Inc., a subsidiary of Mattel, Inc.,
New York, New York 10010 U.S.A.
Manufactured for Fisher-Price.
©2003 Mattel, Inc. All Rights Reserved.
Fisher-Price and the Fisher-Price logo are
U.S. trademarks of Mattel, Inc.

Packaging and address should be retained for future reference:
Mattel Canada Inc., Mississauga, Ontario L5R 3W2.

You may call us free at 1-800-665-6288.

Mattel U.K. Ltd., Vanwall Business Park, Maidenhead SL6 4UB.
Helpline 01628500303.

Mattel Australia Pty., Ltd., Richmond, Victoria. 3121. Consumer Advisory Service - 1300 135 312.
Mattel East Asia Ltd, Room 1106, South Tower, World Finance Centre, Harbour City, Tsimshatsui, HK, China.
Diimport & Dieadarkan Oleh: Mattel SEA Ptd Ltd.(993532-P) Lot 13.5,
13th Floor, Menara Lien Hoe, Persiaran Tropicana Golf Country Resort, 47410 PJ. Tel:03-78803817,
Fax:03-78803867.

Mattel, Inc., 333 Continental Blvd., El Segundo, CA 90245 U.S.A.
Consumer Affairs 1 (800) 524-Toys.