



INSTRUCTIONS



H7683-0920
Asst. H7226

4+

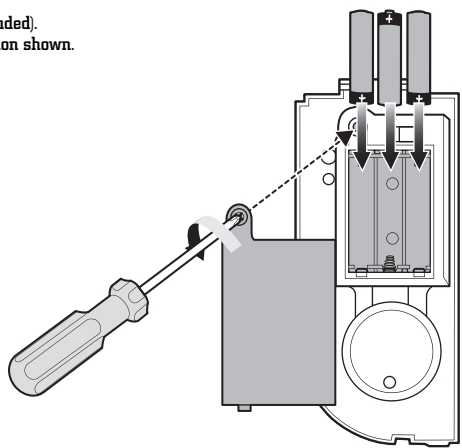
Please keep these instructions for future reference as they contain important information.

- Unscrew the battery cover with a Phillips-head screwdriver (not included).
- Install 3 'AAA' (LR03) alkaline batteries (not included) in the orientation shown.
- Replace the battery cover and tighten screw.
- For longer life, use only alkaline batteries.
- Replace batteries if light dims.

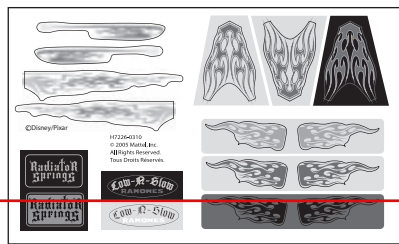
Battery Safety Information

In exceptional circumstances batteries may leak fluids that can cause a chemical burn injury or ruin your product. To avoid battery leakage:

- Non-rechargeable batteries are not to be recharged.
- Rechargeable batteries are to be removed from the product before being charged (if designed to be removable).
- Rechargeable batteries are only to be charged under adult supervision (if designed to be removable).
- Do not mix alkaline, standard (carbon-zinc), or rechargeable (nickel-cadmium) batteries.
- Do not mix old and new batteries.
- Only batteries of the same or equivalent type as recommended are to be used.
- Batteries are to be inserted with the correct polarity.
- Exhausted batteries are to be removed from the product.
- The supply terminals are not to be short-circuited.
- Dispose of battery(ies) safely.
- Do not dispose of this product in a fire. The batteries inside may explode or leak.



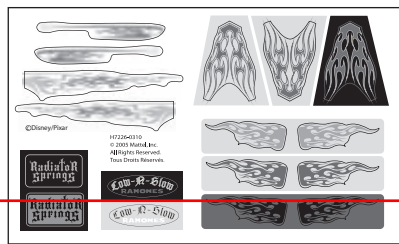
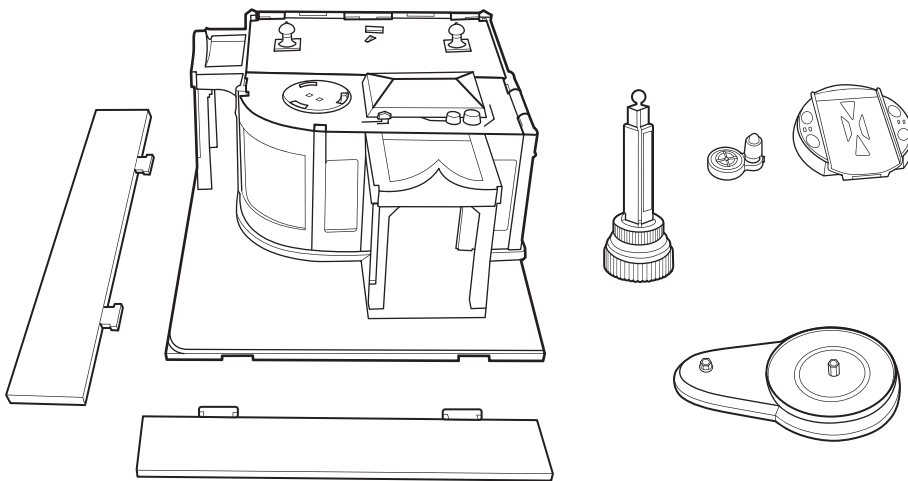
WARNING:
CHOKING HAZARD - Small parts.
Not for children under 3 years.



Reusable labels can be used to decorate CARS vehicles.

© Disney/Pixar. Mattel, Inc., 333 Continental Blvd., El Segundo, CA 90245 U.S.A. Consumer Relations 1-800-524-8697 service.mattel.com.
Mattel U.K. Ltd., Vanwall Business Park, Maidenhead SL6 4UB. Helpline 01628500303.
Mattel Australia Pty., Ltd., Richmond, Victoria, 3121 Consumer Advisory Service - 1300 135 312.
Mattel East Asia Ltd., Room 1106, South Tower, World Finance Centre, Harbour City, Tsimshatsui, HK, China.
Diimport & Diedarkan Oleh: Mattel SEA Ptd Ltd.(993532-P) Lot 13.5, 13th Floor, Menara Lien Hoe, Persiaran Tropicana Golf Country Resort, 47410 PJ. Tel:03-78803817, Fax:03-78803867.

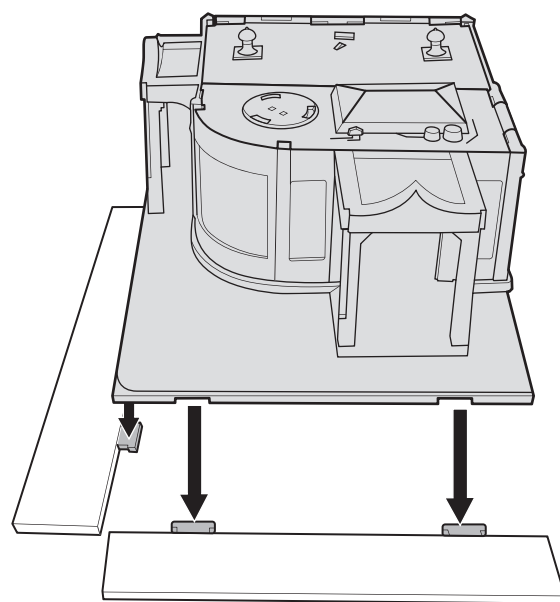
CONTENTS



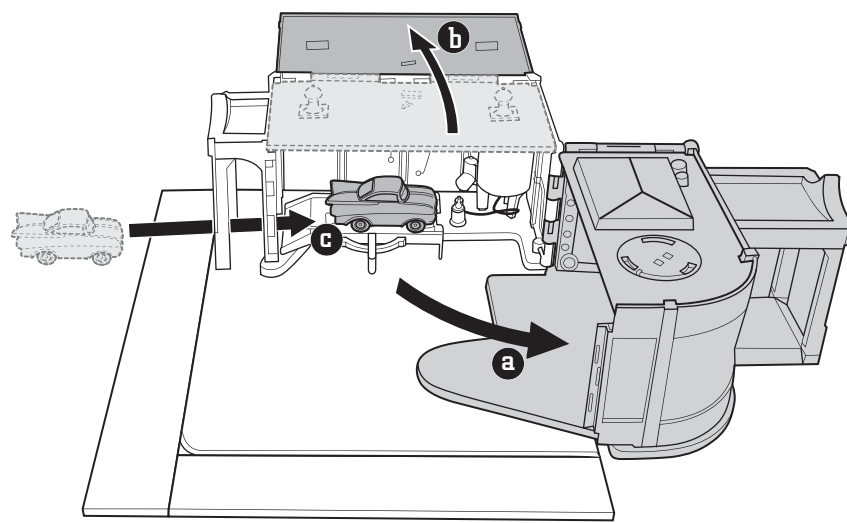
Reusable labels can be used to decorate CARS vehicles.

TO PLAY

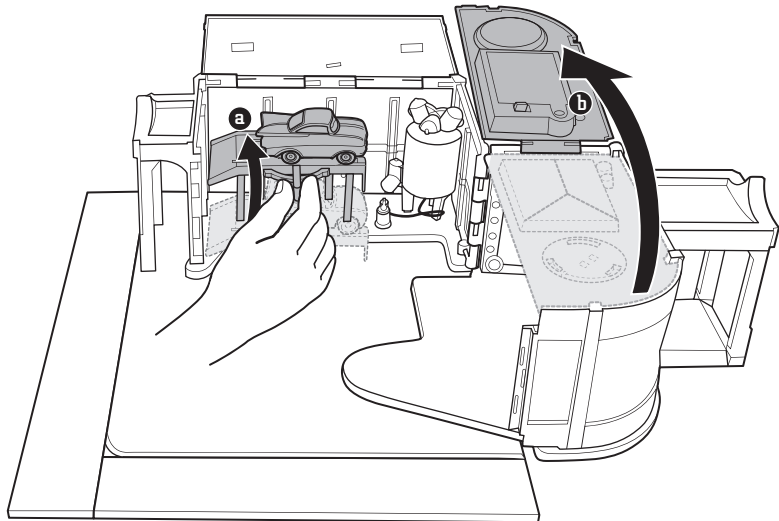
1.



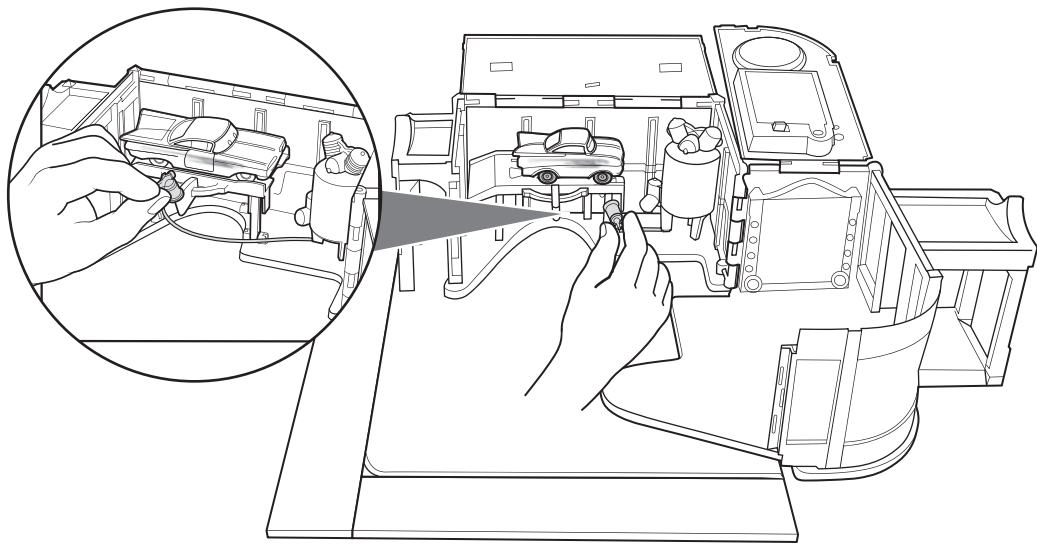
2.



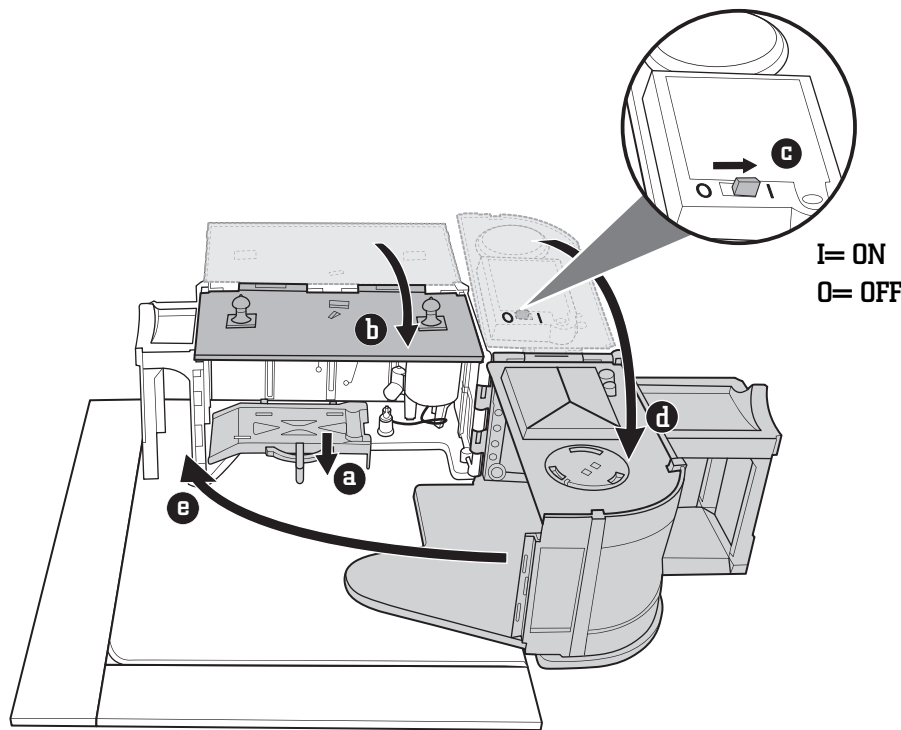
3.



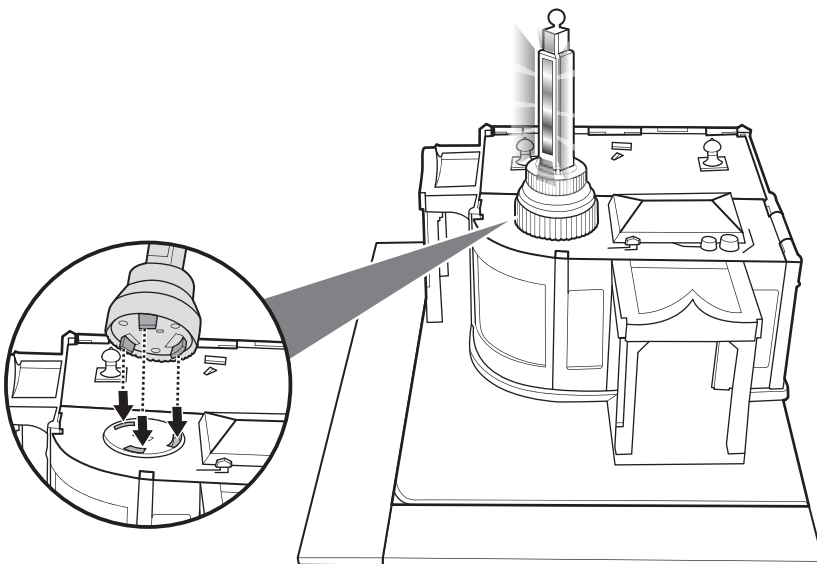
4.



5.



6.



Additional ways to play.

