

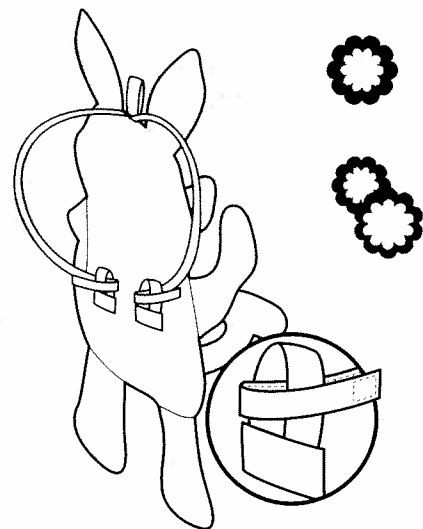


# Bunny Pack


Put straps through fabric loops, fixing in place with fabric fastener. Adjust strap lengths as necessary for child to wear.



Place doll on bunny pack.




Place hat's elastic loops over bunny's button "eyes" to hold doll's head up while in the bunny pack.

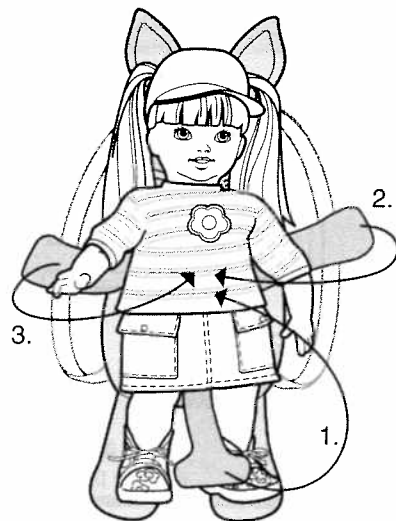



# Sleeping Bag

Pull out the sleeping bag from bunny's head and unroll for the doll to sleep in!



Place doll on bunny pack. Bring bunny pack's bottom T-strap up between doll's legs. Wrap the bunny pack's "arms" around the doll and attach them to the T-strap with the fabric fasteners.



3.

1.

