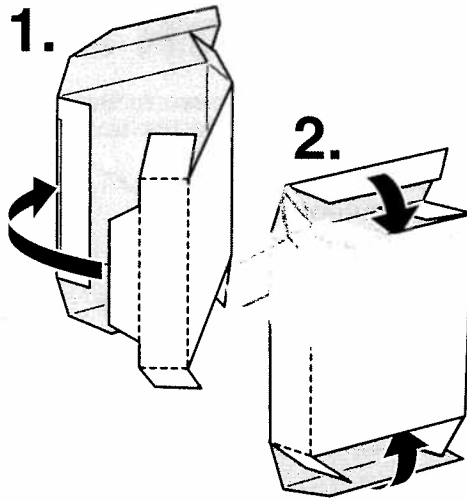


How to fold the kitty's litter box.

Tape (not included) can help secure the folded box.



Pets need lots of love and care. Make sure your pets always have fresh water and food. Ask your parents for help when cleaning up after your pets and wash your hands afterwards.

ATTENTION: Sand products sometimes get messy. Protect play surfaces. Drain/clean/dry kitty and all other items thoroughly before storing."

TWO YEAR LIMITED WARRANTY

Mattel, Inc. warrants to the original consumer purchaser that this product will be free of defects in material or workmanship for two years (unless specified in alternate warranties) from the date of purchase. If defective, return the product along with proof of the date of purchase, postage prepaid, to Consumer Adjustment Center, 15930 E. Valley Boulevard, City of Industry, California 91744 for replacement or refund at our option. This warranty does not cover damage resulting from accident, misuse or abuse. **VALID ONLY IN U.S.A.** This warranty gives you specific legal rights and you may also have other rights which vary from state to state.

CONSUMER INFORMATION

MATTY MATTEL™ Toys



YOU CAN TELL IT'S MATTIE!™ CALL us toll-free or write with any comments or questions about our products or service, Monday-Friday 8:00 a.m.-6:00 p.m. Eastern Time. Outside U.S.A., see telephone directory for Mattel listing.

Consumer Relations, Mattel, Inc.
333 Continental Blvd.
El Segundo, CA 90245 USA

1(800) 524-TOYS

WE ARE DEDICATED TO QUALITY PRODUCTS.

Send only the product to the address above. Send all correspondence to Consumer Relations, Mattel, Inc., 333 Continental Blvd., El Segundo, CA 90245-5012, U.S.A. Or you may phone us toll-free at 1-800-524-TOYS, Monday-Friday, 8:00 a.m. - 6:00 p.m. Eastern time.

WARNING:

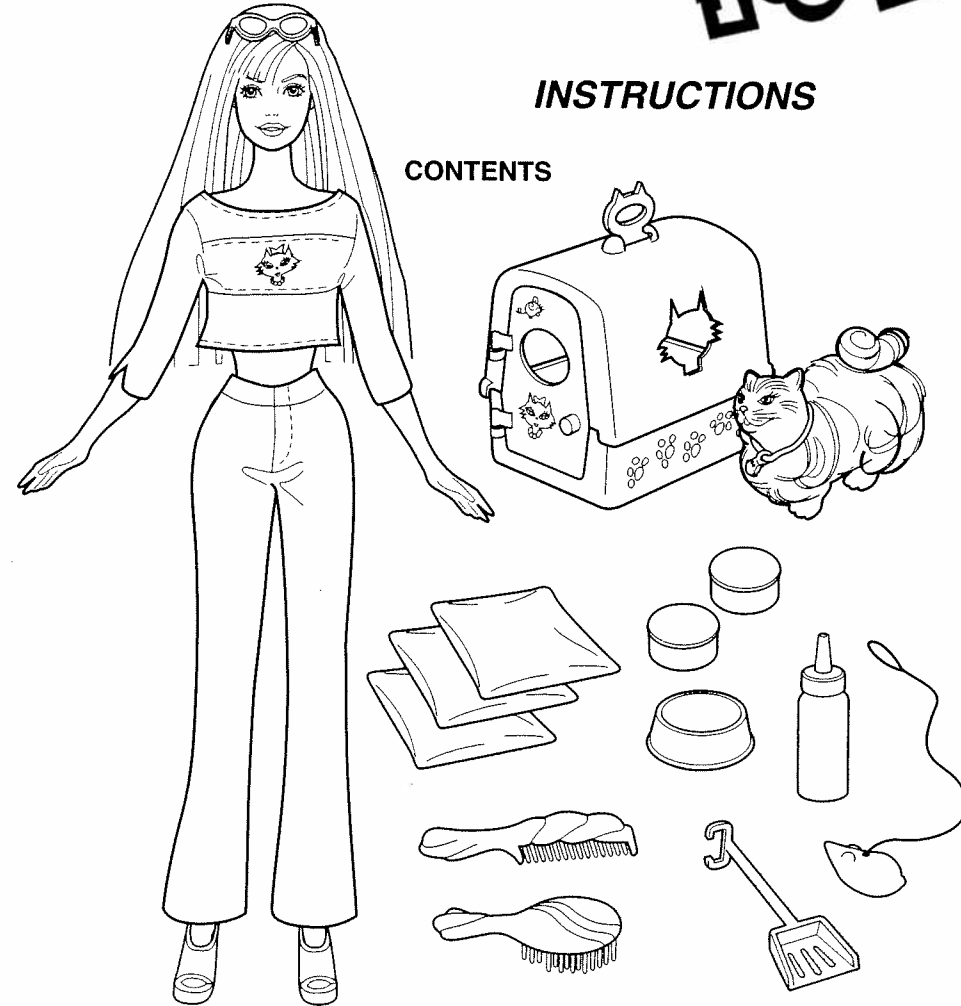
CHOKING HAZARD - Small parts.
Not for children under 3 years.

Barbie® Doll

Kitty Fun

INSTRUCTIONS

CONTENTS



Colors and decorations may vary from those shown.

Please remove everything from the package and compare to the contents shown here. If any items are missing, please call 1-800-524-TOYS.

Keep these instructions for future reference as they contain important information. 28612-0920-G1


©2000 Mattel, Inc. El Segundo, CA 90245 U.S.A. All Rights Reserved.

FRESH STEP is a registered trademark of The Clorox Pet Products Company.

KITTY'S LITTER BOX


1 Remove the door as shown.

Slide the top towards the front, as shown.



2 Carefully cut off a corner of a bag of kitty sand with safety scissors (not included). Ask for an adult's help if necessary.


Pour the kitty sand into the pan.




3 Dip the kitty's water bottle in water and squeeze. Water will go into the bottle.

4 Let kitty drink from the bottle by placing the bottle tip into kitty's mouth and squeezing the bottle.


For best results, feed kitty only one bottle at a time. If kitty is fed too much water, she will wet without pressing.



5 Place kitty in the litter box and squeeze her. She wets the litter!



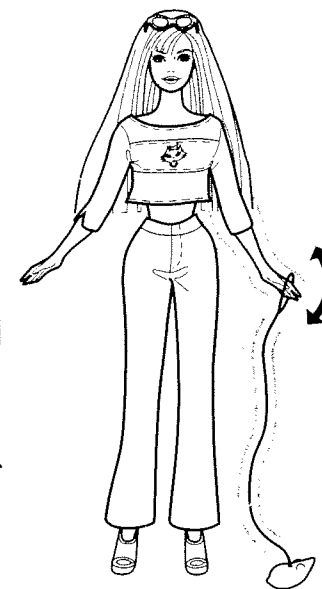
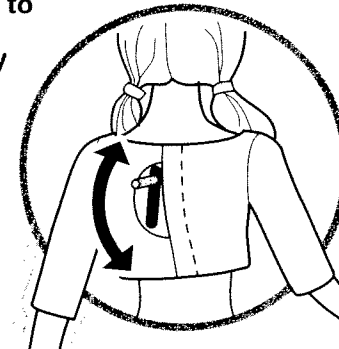
6 Use the scoop to remove the clumps of wet litter.



You can use the colored sand over and over again. Just let sand clumps dry out overnight, then press and stir them until sand returns to its original grainy consistency. If all of the sand has been used, you can use regular sand.

PLAY WITH KITTY

Attach the play mouse to Barbie doll's left arm. Move the lever on Barbie doll's back to move her left arm up and down. Kitty loves to play!




PET KITTY

Place kitty under Barbie doll's left arm. Move the lever on Barbie doll's back to move her left arm, petting her kitty.




KITTY'S CARRIER

1 Slide the top onto the bottom, as shown.



Slide on the door as shown.



2 Put kitty into her carrier. She's ready to go!

