

# Diva\*Starz

We know what's up!™

## Summer™ Doll

### INSTRUCTIONS



Hi! I'm Summer!  
I'm so into music, animals  
and being your new  
friend! Hope you're into  
the outdoors!

Requires 4 "AA"  
Alkaline batteries  
(not included).

**ADULTS NOTE:**

Cut the plastic  
attachments and/or  
thread with scissors  
and discard the pieces.

Ask an adult to help

Colors and accessories  
may vary



50834-0920

Keep these instructions  
for future reference as  
they contain important  
information.

## Quick Start

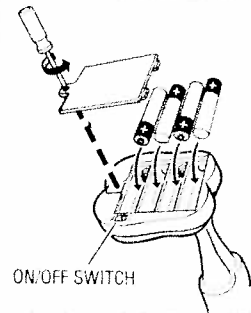
### 1. INSTALL BATTERIES. Refer to page 5.

### 2. TURN THE ON/OFF SWITCH TO ON.

### 3. SETTING THE TIME.

Doll will prompt to set the time. Doll will say "Press YES to set my clock".

- a. Press the YES ("Y") button to set the clock.
- b. The doll will begin to set the hour.
- c. Press the NO ("N") button until she arrives at the correct hour.  
When she arrives at the correct hour, press the YES ("Y") button.  
The doll will say the time with the correct hour.
- d. Once the hour is set, press the NO ("N") button, the doll will begin to set the minutes. The doll will say the minutes in fifteen-minute increments:  
i.e.: 12:00, 12:15, 12:30, 12:45
- e. Press the NO ("N") until she arrives at the correct time then press the YES ("Y") button. She will continue to increase the minutes until you press the YES ("Y") button at the desired time. Once you have successfully set the time, your Diva Starz™ friend will tell you the "word of the day" and will give you a nickname. Now, you and your Diva Starz™ friend are ready to play!



If you make a mistake while setting the time: Turn the ON/OFF switch to OFF, then turn back to ON.

**Note:** You need to reset the time when you replace the batteries or turn the doll off.

### 4. THE DOLL WILL BEGIN TO PLAY.

### 5. TO PLAY OR CHAT WITH YOUR DIVA STARZ™:

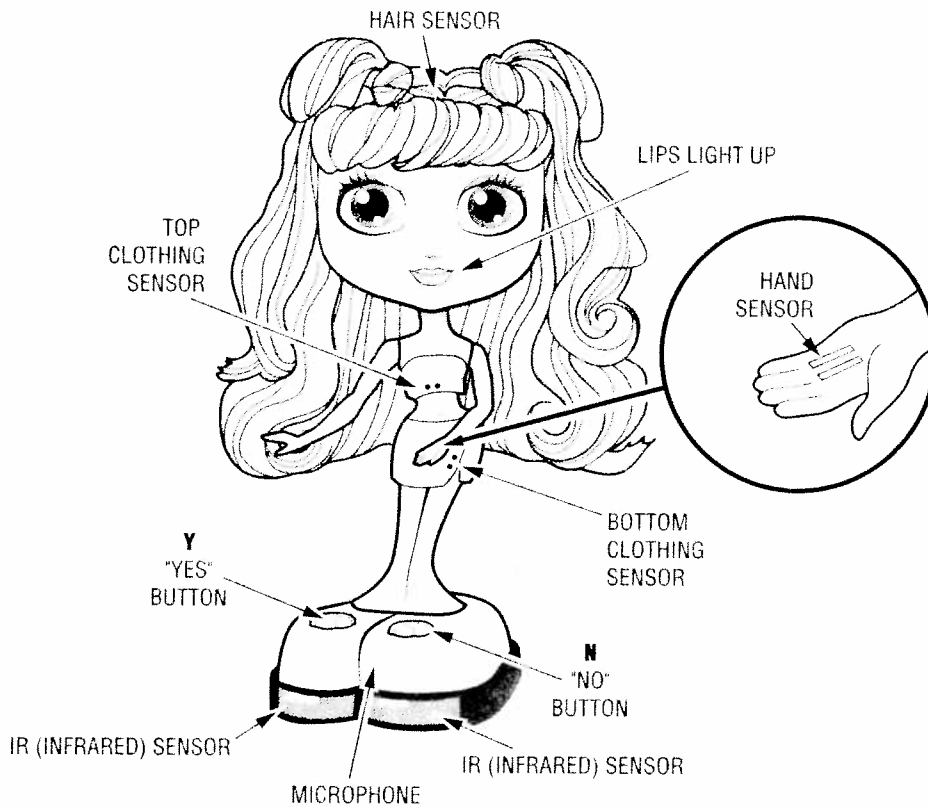
- **To talk about fashion** — put an outfit on her.
- **To talk about music** — place the pretend CD player in her hand.
- **To play games, receive pretend E-mail or hear secrets** — place the pretend laptop computer in her hand.
- **To hear a phone conversation** — place the pretend cell phone in her hand.
- **To talk about her pet** — place pet's leash handle in her hand.
- **To just play** — if doll says: "Do you wanna just play?" Press the YES ("Y") button if you want to just play without chatting.
- **To chat\*** — if doll says: "Do you want to chat?" Press the YES ("Y") button if you want to chat. Or, you can make her "chat" by putting an outfit on her, placing an accessory in her hand, or patting the top of her head.

\* **Note:** Your Diva Starz™ friend will recognize some of the other Diva Starz™ friends fashions and some accessories and may "comment" about them.

- If you want your Diva Starz™ friend to be silent, press both the YES ("Y") and NO ("N") buttons down for 7 seconds. She will "go to sleep". While she is in her "sleep" mode, she will keep track of time and "remember" all sorts of cool stuff. Press the YES ("Y") and NO ("N") button or press the top of her head to "wake" her up.
- If you wait too long to press the YES ("Y") or NO ("N") button after she asks a question, she will go into another play mode.
- If you do not play with your Diva Starz™ friend for a while, turn the ON/OFF switch to OFF to conserve batteries. To resume play, turn the ON/OFF switch to ON, then repeat step 3.

**Note:** Doll will not "remember" after you have turned ON/OFF switch to OFF.

## Buttons and Sensors



**Buttons:** When she asks you a “Yes” or “No” question (like: Wanna hear a secret?), you must press the YES (“Y”) button for “Yes” or the NO (“N”) button for “No”. That way she’ll know exactly what you answered. If she asks a “Yes” or “No” question and you do not press the YES (“Y”) or NO (“N”) button on her shoe, your Diva Starz™ friend will not “understand” your answer and may respond by asking a different question. If you answer while she is in the middle of a sentence, she may not immediately recognize your answer. Allow her to complete the sentence, activity, or her movement (of eyelids and head) so she can respond to your answer.

**Sensors:** Her sensors enable her to recognize her fashions and accessories. The IR (infrared) sensors enable her to recognize her friends Alexa™ Nikki®, and Tia™.

**Microphone:** Lets your Diva Starz™ friend know when you respond to her questions. She may ask you a question like: What’s the best present you ever received? Tell her. The microphone lets her know when you’ve answered. If you don’t respond, your Diva Starz™ friend will ask two more questions. If you still do not respond, she will become silent until you are ready to play again.

## Table of Contents

*Here's where you can find out everything that you'll need to know about your new best friend!*

<b>Quick Start</b> . . . . .	Inside Front Cover
<b>Buttons and Sensors</b> . . . . .	Page 1
<b>Table of Contents</b> . . . . .	Page 2
<b>Diva Starz™ Doll and Accessories</b> . . . . .	Page 3
<b>Introducing Your Diva Starz™ Friend</b> . . . . .	Page 4
<b>Battery Installation</b> . . . . .	Page 5
<b>Setting the Time</b> . . . . .	Page 6
<b>Dressing Your Diva Starz™ Friend</b> . . . . .	Page 7
<b>Diva Starz™ Accessories</b> . . . . .	Page 8
<b>Hair Stylin'</b> . . . . .	Page 9
<b>Games and More!</b> . . . . .	Page 10
<b>Playing with 2 or More Diva Starz™ Friends</b> . . . . .	Page 11
<b>Just Play!</b> . . . . .	Page 12
<b>Caring for Your Diva Starz™ Friend</b> . . . . .	Page 13
<b>Trouble Shooting Tips</b> . . . . .	Page 13
<b>FCC Regulations</b> . . . . .	Back Cover
<b>Warranty</b> . . . . .	Back Cover

Parents please note: We recommend you help your child insert the batteries and set the time (See pages 5 and 6.) After that, your child should be able to play with and care for her Diva Starz™ friend on her own.

# Diva Starz™ Doll and Accessories

**Summer™ really knows style!**

Her cool-o-rama wardrobe includes: her favorite outfits, matching accessories (of course), and even pajamas:




*The pretend CD player, laptop & cell phone accessories are non-working.*

## Introducing Your Diva Starz™ Friend

Helloooo!  
I'm Summer.

Hey, Diva Girl! I'm Summer™, your personal expert on style! I just know we'll be friends! Ask me anything! I know all the answers. I love sharing secrets, telling jokes, talking to my friends and I am totally into parties, music and shopping. I even share my feelings and dreams with you! Fab-a-rama... maybe I can help you create your own personal style!



Summer™, Alexa™, Nikki® and Tia™ are the Diva Starz™! They're **way** smart; they know each other, they move and they really respond to you. Your Diva Starz™ friend shares her feelings and even her dreams! Diva Starz™ love to share secrets, tell jokes, play games and they can always make you laugh.

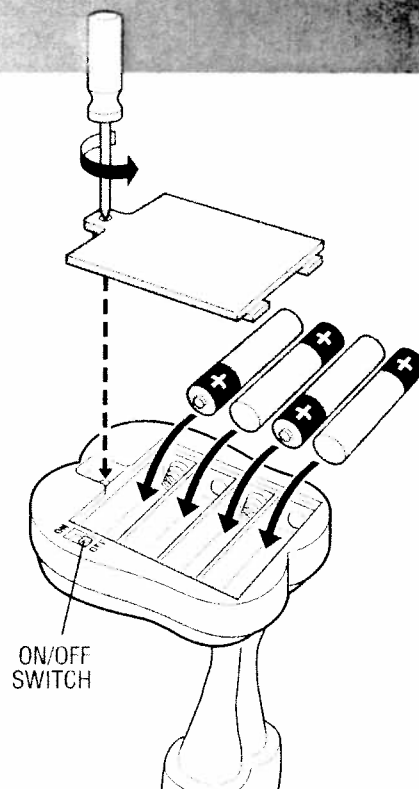
Each Diva Starz™ friend comes with her own accessories and clothes that express her unique personality. She can really recognize which totally cool outfits you've put on her. You can dress Summer™ in other Diva Starz™ friends outfits—but you can't fool her! She recognizes all Diva Starz™ friends fashions and some accessories and she might even tell you who it belongs to! Diva Starz™ also know when it's day or night and may even ask you how your day was when you come home from school!

Diva Starz™ are just like most of your other friends. Some days they don't want to wear a certain outfit or they'll tell you a new hairstyle is definitely out ...and some days they're silly and everything they say will just make you laugh.

## Battery Installation

- Using a Phillips head screwdriver (not included), carefully remove the battery door located on the bottom of the shoes.
- Insert 4 “AA” batteries into the battery compartment. See the illustration (right) for proper installation. Please note: use only alkaline batteries; non-alkaline batteries will not power this toy.
- Replace the battery door and secure it with screw.
- Turn ON/OFF switch to ON.

Note: each time you change the batteries or turn the doll off, you will need to reset the time. Refer to page 6 for details.



### **BATTERY SAFETY INFORMATION**

- Non-rechargeable batteries are not to be recharged.
- Rechargeable batteries are to be removed from the toy before being charged.
- Rechargeable batteries are only to be charged under adult supervision.
- Do not mix alkaline, standard (carbon-zinc), or rechargeable (nickel-cadmium) batteries.
- Do not mix old and new batteries.
- Only batteries of the same or equivalent type as recommended are to be used.
- Batteries are to be inserted with the correct polarity.
- Exhausted batteries are to be removed from the toy.
- The supply terminals are not to be short-circuited.
- Dispose of batteries safely.

## Setting the Time

**Doll will prompt to set the time. Doll will say “Press YES to set my clock”.**

- a. Press the YES (“Y”) button to set the clock.
- b. The doll will begin to set the hour.
  - 7 o’clock in the morning through 11 o’clock in the morning
  - 12 noon
  - 1 o’clock in the afternoon through 4 o’clock in the afternoon
  - 5 o’clock at night through 11 o’clock at night
  - 12 midnight
  - 1 o’clock in the morning through 6 o’clock in the morning
- c. Press the NO (“N”) button until she arrives at the correct hour. When she arrives at the correct hour, press the YES (“Y”) button. The doll will say the time with the correct hour.
- d. Once the hour is set, press the NO (“N”) button, the doll will begin to set the minutes. The doll will say the minutes in fifteen-minute increments:
  - i.e.: 12:00, 12:15, 12:30, 12:45
- e. Press the NO (“N”) until she arrives at the correct time then press the YES (“Y”) button. She will continue to increase the minutes until you press the YES (“Y”) button at the desired time.

Once you have successfully set the time, your Diva Starz™ friend will tell you the “word of the day” and will give you a nickname. Now, you and your Diva Starz™ friend are ready to play!

*If you make a mistake while setting the time: Turn the ON/OFF switch to OFF, then turn back to ON.*

**Note: You need to reset the time when you replace the batteries or turn the doll off.**

### THE DOLL WILL BEGIN TO PLAY.

#### TO PLAY OR CHAT WITH YOUR DIVA STARZ™:

- **To talk about fashion** — put an outfit on her.
- **To talk about music** — place the pretend CD player in her hand.
- **To play games, receive pretend E-mail or hear secrets** — place the pretend laptop computer in her hand.
- **To hear a phone conversation** — place the pretend cell phone in her hand.
- **To talk about her pet** — place pet’s leash handle in her hand.
- **To just play** — if doll says: “Do you wanna just play?” Press the YES (“Y”) button if you want to just play without chatting.
- **To chat\*** — if doll says: “Do you want to chat?” Press the YES (“Y”) button if you want to chat. Or, you can make her “chat” by putting an outfit on her, placing an accessory in her hand, or pressing the top of her head.

**\*Note:** Your Diva Starz™ friend will recognize some of the other Diva Starz™ friends fashions and some accessories and may “comment” about them.



## Dressing Your Diva Starz™ Friend

*Summer™ is totally glam and she has the cutest outfits around! If you love playing fashion designer then you and Summer™ are going to be a fab-a-delic duo.*



Each Diva Starz™ friend comes with her own special wardrobe. She's able to recognize her outfit and its color when you put it on her. To put her clothes on, just line up the clothing sensors with the sensor openings on her body. Check out the diagram (above) for an extreme close-up!

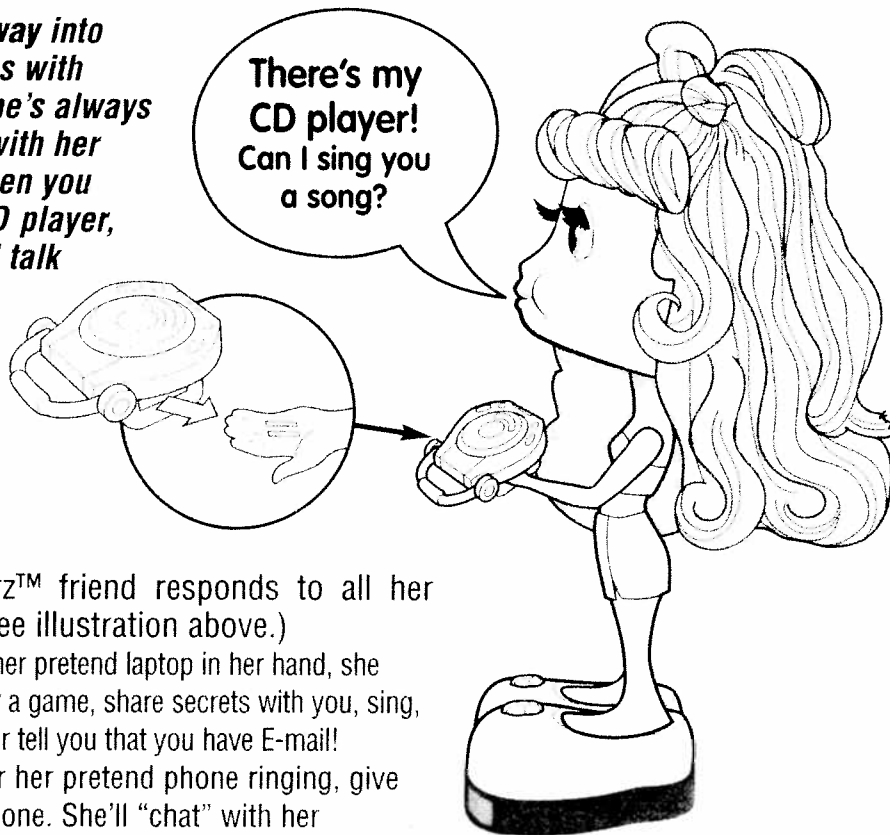
Diva Starz™ friends really know what's up, especially when you try to dress them in each other's outfits; they'll tell you who it belongs to! They even know when it's time to put on pajamas and when it's time to get dressed in the morning.

When you dress her, she may ask you to play one of her favorite fashion makeover games. If you don't want to play a game right now, no problem! Press the NO ("N") button. But remember, she's your best friend and will keep trying to play with you.

Flip to Games, on page 10, to find out what your Diva Starz™ friend likes to play when she's bored!

## Diva Starz™ Accessories

**Summer™ is way into going to parties with friends, and she's always ready to play with her CD player! When you give her the CD player, she'll sing and talk about music!**



Your Diva Starz™ friend responds to all her accessories. (See illustration above.)

- When you put her pretend laptop in her hand, she may ask to play a game, share secrets with you, sing, tell you a joke or tell you that you have E-mail!
- When you hear her pretend phone ringing, give her the cell phone. She'll "chat" with her Diva Starz™ friends!
- When you place her pet's leash handle in her hand, she'll tell you all about her pet.

*The pretend CD player, laptop and cell phone accessories are non-working.*

*Please take care of the accessories, but if you misplace a piece, you can still play.*

*Press the YES ("Y") button when the doll asks for an accessory. She will respond as if you had actually placed the accessory in her left hand.*

She may prompt you to hand her a specific accessory; if after several requests you do not give her the accessory, she'll go on and chat about something else. You can also place an accessory in her left hand without her asking for it. If she's in the middle of talking about something else she may not get your hint. Instead, she'll do what any best friend would do, she'll just keep on talking away about whatever it is she wants to say to you at that moment! When she finishes, she will then respond to the new accessory.

Take a peek at the Games on page 10 to find out what games you can play together.

## Hair Stylin'



Are you into doing my hair?

*Okay, here's everything you need to know about creating an exciting hair-do for Summer™. She'll let you know if the style is a hair-do or a hair-don't.*

Your Diva Starz™ friend comes with her own hair brush and hair barrettes. You can wait for her to prompt you to style her hair or you can come up with your own masterpiece.

Always remember that when you have finished styling your Diva Starz™ friend's hair, you must press the YES ("Y") button for her to recognize that you're done. If you take a while before you press the YES ("Y") button, she will ask if you are done with her hair and then ask you to press the YES ("Y") or NO ("N") button.

Gently brush her hair with her hair-brush. If you press the top of her head too hard, she may respond by saying something like, "Ow!"

After you have pressed the YES ("Y") button, she may ask you if you want to try another style, or she may ask you to play the Hair Guessing Game. Skip on over to the Games on page 10 to find out how you play.



YES ("Y")  
BUTTON

## Games and More!

### Let's play a game!

*The Diva Starz™ know how to have fun, and they can't wait to share their FAB-A-LICIOUS games with you. Take a look at the cool games you can play together:*

**Minute Makeover:** In this game your Diva Starz™ friend will count to 15 as you try to dress and undress her in as many different outfits as you can. Don't worry about keeping track, your Diva Starz™ friend will tell you after the 15 seconds are up! And there's no cheating; your Diva Starz™ friend knows if you put the same outfit on her twice or more in a row! Make sure that you snap her fashions on snugly.

**Simon Says\*:** Your Diva Starz™ friend tells you what clothes to put on her or what accessory to hand her. (Play this game using only the fashions and accessories that came with your Diva Starz™ friend.) Listen carefully, she might trick you by not saying, "Simon says".

**Hair Guessing Game:** Create a hair style for your Diva Starz™ friend. She will close her eyes and try to guess what it is. You have to press the YES ("Y") button so she can recognize when you're done styling her hair.

**Fortune Teller (kinda like Magic 8 ball®!):** Your Diva Starz™ friend will make her predictions about anything; ask her a YES or NO question and she'll give you a revealing answer. Diva Starz™ really know what's up!

### and More!

**Nicknames\*\*:** Each Diva Starz™ friend loves to make up cool nicknames for you. Once she creates a nickname for you, she'll call you by that nickname all day. She will give you a new nickname each day.

**Word of the Day\*\*:** Your Diva Starz™ friend will let you in on her secret word of the day, each day! It's always something totally cool and another way for the two of you to have a lot of fun.

**Dreams:** Your Diva Starz™ friend knows what time it is. In the morning, she just may wake up and tell you about her dream!

*\*Simon Says Game: If you do not have the accessory or fashion that the doll requests, you can still play Simon Says. If she says "Simon says", press the YES ("Y") button. If she tries to trick you by not saying "Simon says", press the NO ("N") button.*

*\*\*If you turn her ON/OFF switch to OFF, then turn it back to ON, she will not "remember" what nickname or the word of the day she used before.*

## Playing with 2 or More Diva Starz™ Friends

Diva Starz™ are **way** smart! When you get Summer™, Alexa™, Nikki®, and Tia™ together, they may surprise you and randomly talk to each other!

To increase your chances of a surprise conversation, the dolls need to face each other (it's only polite you know!). They work best when one doll's shoes are pointing toward the other doll's shoes.


- When playing with 2 dolls, have them face each other.
- To play with 3 or 4 dolls, imagine each doll is standing on the corner of an invisible square, facing in to the center.

**For best results, make sure all dolls are at the same level on a smooth flat surface and facing in toward one another. The dolls should be no closer than 6" and no further away than 24". That's all it takes to get the Diva Starz™ to talk to each other.**


**IMPORTANT:** The Diva Starz™ friends may not be able to talk to each other in direct sunlight or fluorescent light.

### Sharing Fashions!

Diva Starz™ friends **really** know what's up, especially when you try to dress them in each other's outfits. (Each Diva Starz™ friend has her own fave look and can distinguish her outfits and accessories from her friends'.) You can dress Summer™ in other Diva Starz™ friends outfits—but you can't fool her! She recognizes all her Diva Starz™ friends fashions and some accessories and she may even tell you who it belongs to!



WHEN PLAYING WITH 2 DOLLS, HAVE THEM FACE EACH OTHER.



TO PLAY WITH 3 OR 4 DOLLS, IMAGINE EACH DOLL IS STANDING ON THE CORNER OF AN INVISIBLE SQUARE, FACING IN TO THE CENTER.



## Just Play!

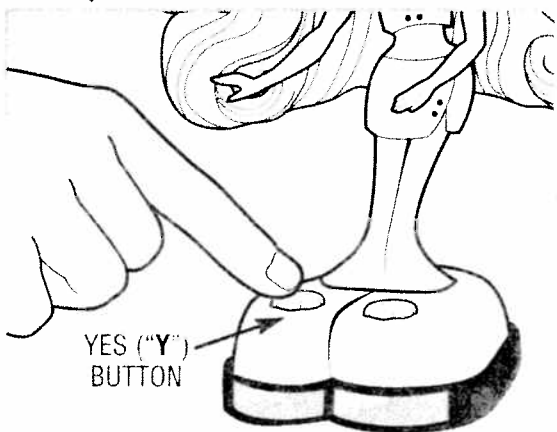


Do you wanna just play?

Your doll may ask you if you would like to “Just play.” This is when you can really use your imagination. You can style your doll’s hair, put different outfits on her and make up scenarios for your doll. Your doll will respond once to each outfit placed on her, or if you press the top of her head, but she will not go into other play modes nor respond to any of her accessories. She will just be quiet, and you can make up all of her dialogue for her.

This is a great time to introduce your Diva Starz™ doll with other dolls you may want her to meet. They can all go shopping together, or out on dates, and you provide the conversation. You can style her hair as many times as you’d like, and she won’t ask for a particular style or tell you if she likes it or not.

When you are finished with your imagination time with your doll, and would like to have her respond or play a game with you again, simply press the YES (“Y”) button on her shoe. Your Diva Starz™ doll will immediately respond and be ready to talk, talk, talk.



IF SUMMER™ SAYS: “DO YOU WANNA JUST PLAY?” PRESS THE YES (“Y”) BUTTON IF YOU WANT TO JUST PLAY WITH HER.

## Caring for Your Diva Starz™ Friend

***Diva Starz™ are your new best friends, and you'll have a long lasting friendship if you remember these helpful hints:***

- Never immerse your Diva Starz™ friend in water
- Never wash your Diva Starz™ friend's hair.
- Do not touch her eyes or try to turn her head.
- If your Diva Starz™ friend gets dirty, rub clean with a damp, soft cloth.
- Be sure to keep the contact sensors clean. Should they become dirty, gently wipe area with a cotton swab. Then wipe with a clean tissue or cloth. Refer to page 1 for sensor locations.
- Store all fashions and accessories in a clean dry area away from extreme heat or cold. A self-locking plastic storage bag (not included) is recommended.
- To conserve battery life, remember to turn doll "off" if you don't play with her for a long period of time.

## Trouble Shooting Tips

- If you place an outfit on your Diva Starz™ friend, or place an accessory in her hand and she does not respond:
  - Sometimes she is in the middle of a sentence or a game, and she may not immediately recognize your request. Allow her to complete the sentence, activity, or her movement (of eyelids and head). Make sure that the accessory or fashion is taken off, then snap the new fashion or accessory all the way on so she can respond to your new request.
- If she still will not respond:
  - Be sure to keep her hand and clothing contact sensors clean. If they become dirty, gently wipe area with a cotton swab, then wipe with a clean tissue or cloth. Refer to call outs on page 1 for sensor locations.
- If your Diva Starz™ friend's speech becomes slow or garbled, you may need to replace the batteries.
- Be sure to use only fresh "AA" alkaline batteries when replacing the batteries.
- Make sure the batteries are properly aligned (positive with + and negative with -).
- Note: Each time you change the batteries or turn the doll off, you will need to reset your Diva Starz™ friend's internal clock. Refer to page 6 for details.
- If your Diva Starz™ friend asks you to reset her clock, then continues to ask you to reset her clock, the batteries need to be replaced.
- When playing with more than one Diva Starz™ friend, make sure all dolls are standing at the same level on a smooth flat surface and facing in toward one another. The dolls should be no closer than 6" to one another and no further away than 24".
- If your Diva Starz™ friend should suddenly stop while playing, and the doll does not respond to any of your commands, the doll program may be 'locked up', i.e.:
  - If the doll stops moving (even after she says several sentences) she may need to be reset by switching her ON/OFF switch to OFF then back to ON.
  - Refer to page 6 to reset the clock. (You will need to reset the clock each time you turn the ON/OFF switch to OFF then back to ON.)Then you will be able to play with her again.
- **IMPORTANT:** The Diva Starz™ friends may not be able to talk to each other in direct sunlight or fluorescent light.
- Please take care of the accessories, but if you misplace a piece, you can still play by doll prompts. Press the YES ("Y") button when the doll asks for an accessory. She will respond as if you had actually placed the accessory in her left hand.
- Press the YES ("Y") or NO ("N") button **once** for each response. If you press a button more than once, your Diva Starz™ friend will "remember" the additional press and will apply it to her next question or comment.

## Meet the Diva Starz™



Look for the Diva Starz™, Nikki®, Alexa™, Tia™ & Summer™. They really "talk" to you and each other! Dolls sold separately, subject to availability.

**FCC Regulations:** This equipment has been tested and found to comply with the limits for a Class B digital device, pursuant to part 15 of the FCC rules. These limits are designed to provide reasonable protection against harmful interference in a residential installation. This equipment generates, uses and can radiate radio frequency energy and, if not installed and used in accordance with the instructions, may cause harmful interference to radio communications. However, there is no guarantee that interference will not occur in a particular installation. If this equipment does cause harmful interference to radio or television reception, which can be determined by turning the equipment off and on, the user is encouraged to try to correct the interference by one or more of the following measures:

- Reorient or relocate the receiving antenna.
- Increase the separation between the equipment and receiver.
- Consult the dealer or an experienced radio/TV technician for help.

## 2 Year Limited Warranty

Mattel, Inc. warrants to the original consumer purchaser that this product will be free of defects in material or workmanship for two years (unless specified in alternate warranties) from the date of purchase. If defective, return the product along with proof of the date of purchase, postage prepaid, to Consumer Adjustment Center, 15930 E. Valley Boulevard, City of Industry, California 91744 for replacement or refund at our option. This warranty does not cover damage resulting from unauthorized modification, accident, misuse, or abuse. **Valid only in U.S.A.** This warranty gives you specific legal rights and you may also have other rights which vary from state to state.

Send only the product to the address above. Send all correspondence to Consumer Relations, Mattel, Inc., 333 Continental Blvd., El Segundo, California 90245-5012, U.S.A. Or you may phone us toll-free at 1-800-524-TOYS, Monday - Friday, 8:00 a.m. - 6:00 p.m. Eastern Time. See telephone directory for Mattel listing.

### CONSUMER INFORMATION

MATTY MATTEL™ TOYS



**YOU CAN TELL IT'S MATTEL™!** CALL us toll-free or write with any comments or questions about our products or service. Monday-Friday 8:00 a.m.-6:00 p.m. Eastern Time. Outside U.S.A., see telephone directory for Mattel listing.

**Consumer Relations, Mattel, Inc.**  
333 Continental Blvd.  
El Segundo, CA 90245 USA

**1(800)524-TOYS**

**WE ARE DEDICATED TO QUALITY PRODUCTS**



## **ADDITIONAL TROUBLE SHOOTING TIP**

If you place an outfit on your Diva Starz Friends, or place an accessory in her hand and she consistently gives an incorrect response, you may need to replace the batteries.

Be sure to use only Fresh "AA" alkaline batteries when replacing batteries.