

Divas Starz

We know what's up!™

52847-0920



Fluffy Starz™

INSTRUCTIONS



Contents:

Requires three "AA" alkaline batteries, (not included)

Please remove everything from the package and compare to the contents shown here.

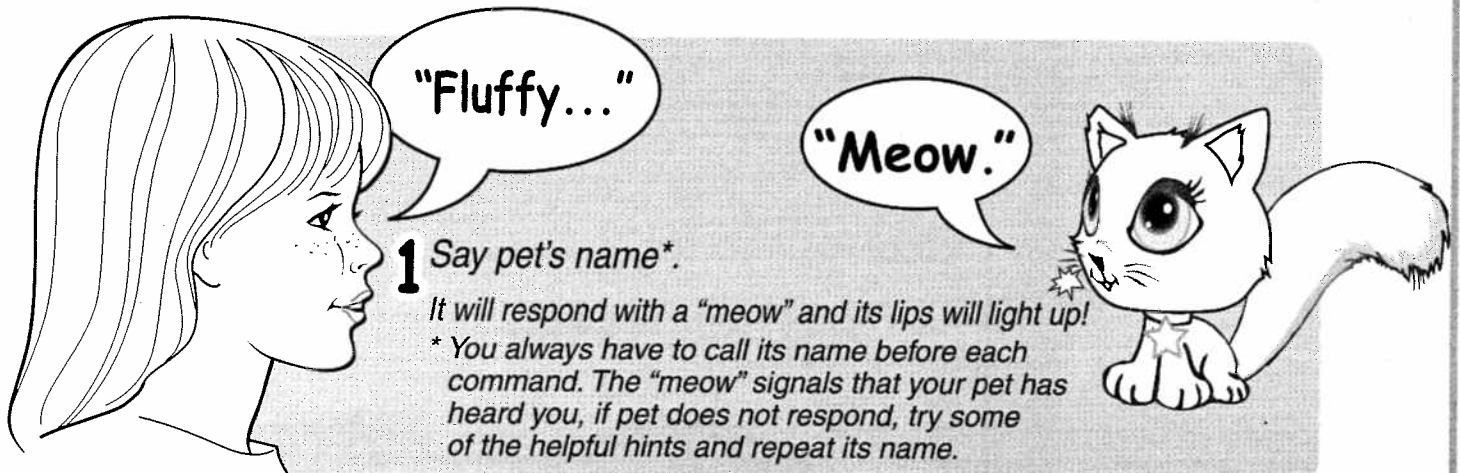
If any items are missing, please call 1-800-524-TOYS.

Keep these instructions for future reference as they contain important information.

© 2001 Mattel, Inc., El Segundo, CA 90245 U.S.A. All Rights Reserved. Mattel, U.K., Ltd., Vanwall Business Park, Maidenhead SL6 4UB. Mattel Australia Pty., Ltd., Richmond, Victoria 3121. Consumer Advisory Service 1800 800 812 (valid only in Australia). Mattel East Asia Limited, 930 Ocean Centre, Harbour City, HK, China.

PLAY TIME!

(After you have installed batteries and turned the ON/OFF switch to "ON", you will hear a meow telling you Fluffy Starz™ is "ON".)



1 Say pet's name*.

It will respond with a "meow" and its lips will light up!

** You always have to call its name before each command. The "meow" signals that your pet has heard you, if pet does not respond, try some of the helpful hints and repeat its name.*


2 Refer to the care card to ask a question or make a statement.

*Your Diva Petz™ friend will only respond to exact **spoken** commands on care card. If your "pet" does not understand you, it will "say"... "Like, huh?" or "What was that?"*


(Refer to helpful hints.)



*Diva Petz™ will respond to exact commands on care card only.
Plush animals sold separately, subject to availability.
Colors & decorations may vary.*




3 If you don't talk to your Diva Petz™ friend for a while, it will go to sleep after approximately 30 seconds.



4 To put it to "sleep", pat its head. It will say "I'm outta here!".

5 To "wake it up", pat its head. It will say "Meow".



HELPFUL HINTS:

For Best Speech Recognition:

- Your Diva Petz™ friend performs best when the child is directly facing the "pet" and it is within 12 to 18 inches from the child.
- It also performs best when background noise is kept low or eliminated.
- Pronounce the "pet's" name or the command phrase a few different ways until it recognizes you.
- Wait until the "pet" finishes speaking and then talk to the "pet".
- Talk in a normal and relaxed voice as you would talk to another person. Pronounce all the letters.
- Yelling or shouting does not improve speech recognition.

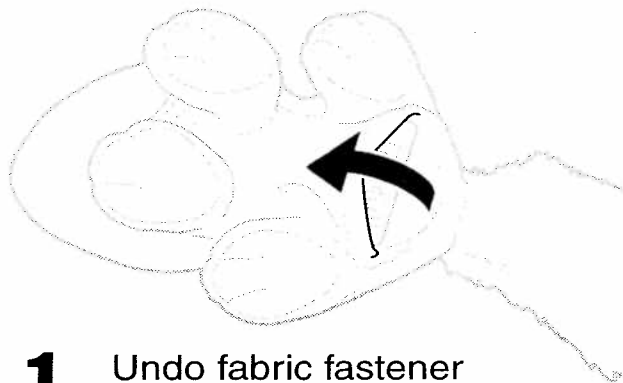
For Best Toy Function:

- Keep your Diva Petz™ friend's care card. It will respond to exact commands on care card only. Commands are also printed on this instruction sheet. (See step 2.)
- When your Diva Petz™ friend's speech slows down, change the batteries.
- For longer battery life, turn ON/OFF switch to "OFF" when your Diva Petz™ friend is not in use.
- Never immerse your Diva Petz™ friend in water.
- If your Diva Petz™ friend gets dirty, wipe clean with a damp, soft cloth.

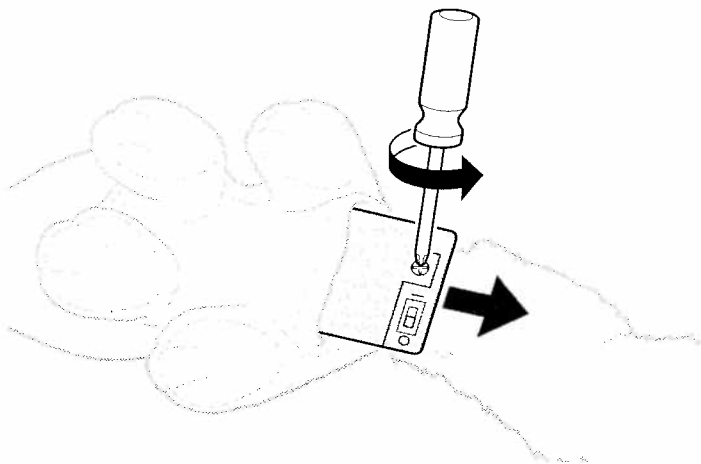
Caution:

- Child's braces or chewing gum may affect voice recognition.
- May not work with all voices.
- In a quiet environment it will work up to 3 feet away.


Battery Installation



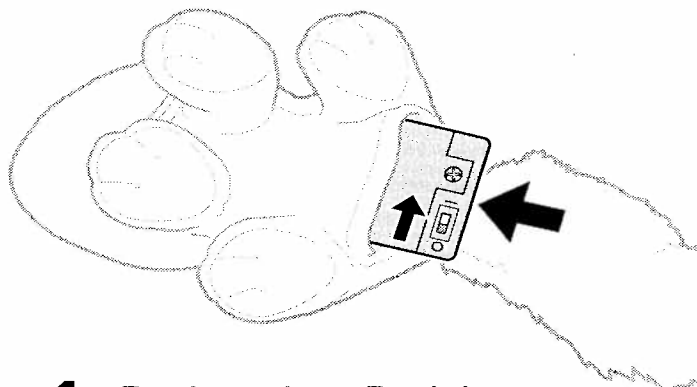
1. Undo fabric fastener located at bottom of toy.



2. Pull battery box away from toy to expose the entire door. Unscrew battery door screw with Phillips screwdriver (not included), and remove door.



3. Insert three "AA" alkaline batteries (not included), as shown. Use only alkaline batteries, non-alkaline batteries will not power this toy.




4. Replace door. Push battery box back into toy. **Turn ON/OFF switch to "ON".** Pet will "*meow*". Close fabric fastener.

Battery Safety Information:

1. Non-rechargeable batteries are not to be recharged.
2. Rechargeable batteries are to be removed from the toy before being charged (if designed to be removable).
3. Rechargeable batteries are only to be charged under adult supervision (if designed to be removable).
4. Do not mix alkaline, standard (carbon-zinc), or rechargeable (nickel-cadmium) batteries.
5. Do not mix old and new batteries.
6. Only batteries of the same or equivalent type as recommended are to be used.
7. Batteries are to be inserted with the correct polarity.
8. Exhausted batteries are to be removed from the toy.
9. The supply terminals are not to be short-circuited.
10. Dispose of battery(ies) safely. For longer life use only alkaline batteries.

Meet the Diva Starz™



Look for the Diva Starz™. Nikki®, Alexa™, Tia™ & Summer™. They really "talk" to you & each other! Diva Starz™ dolls do not interact with the Diva Petz™. Dolls and pets sold separately, subject to availability.



CAUTION: Changes or modifications not expressly approved by the manufacturer responsible for compliance could void the user's authority to operate the equipment.

This equipment has been tested and found to comply with the limits for a Class B digital device, pursuant to part 15 of the FCC rules. These limits are designed to provide reasonable protection against harmful interference in a residential installation. This equipment generates, uses and can radiate radio frequency energy and, if not used in accordance with the instructions, may cause harmful interference to radio communications. However, there is no guarantee that interference will not occur in a particular situation. If this equipment does cause harmful interference to radio or television reception, which can be determined by turning the equipment off and on, the user is encouraged to try to correct the interference by one or more of the following measures: Increase the separation between the equipment and the receiver. Consult the dealer or an experienced radio/TV technician for help. Mattel Inc. • 333 Continental Blvd. • El Segundo, CA • (310) 252-2400



THIS CLASS B DIGITAL APPARATUS COMPLIES WITH CANADIAN ICES-003.*

CET APPAREIL NUMERIQUE DE LA CLASSE B EST CONFORME A LA NORME NMB-003 DU CANADA.

Operation is subject to the following two conditions: (1) this device may not cause interference, and (2) this device must accept any interference, including interference that may cause undesired operation of the device.

2 YEAR LIMITED WARRANTY

Mattel, Inc. warrants to the original consumer purchaser that this product will be free of defects in material or workmanship for two years (unless specified in alternate warranties) from the date of purchase. If defective, return the product along with proof of the date of purchase, postage prepaid, to Consumer Relations, 636 Girard Avenue, East Aurora, New York 14052 for replacement or refund at our option. This warranty does not cover damage resulting from unauthorized modification, accident, misuse or abuse. In no event shall we be responsible for incidental, consequential, or contingent damages (except in those states that do not allow this exclusion or limitation). **Valid only in U.S.A.** This warranty gives you specific legal rights and you may also have other rights which vary from state to state. Some states do not allow the exclusion of incidental or consequential damages, so the above exclusions or limitations may not apply to you.

Send only the product to the address above. Send all correspondence to Consumer Relations, Mattel, Inc., 333 Continental Blvd., El Segundo, California 90245-5012 U.S.A. Or you may phone us toll-free at 1-800-524-TOYS, Monday – Friday, 8:00 a.m. – 6:00 p.m. Eastern Time. Outside U.S.A., see telephone directory for Mattel listing.

CONSUMER INFORMATION

MATTY MATTEL™ toys



YOU CAN TELL IT'S MATTEL!™ Call us toll-free or write with any comments or questions about our products or service. Monday – Friday 8:00 a.m. – 6:00 p.m. Eastern Time. Outside U.S.A., see telephone directory for Mattel listing.

Consumer Relations, Mattel, Inc.
333 Continental Blvd.
El Segundo, CA 90245 USA

1(800)524-TOYS

WE ARE DEDICATED TO QUALITY PRODUCTS.