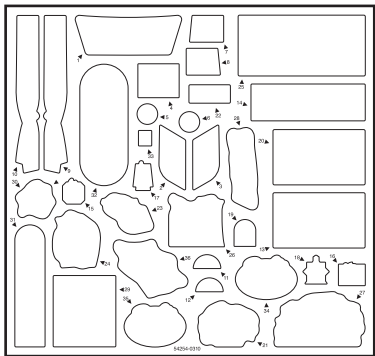
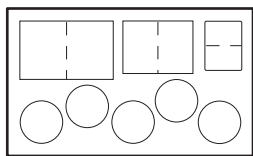

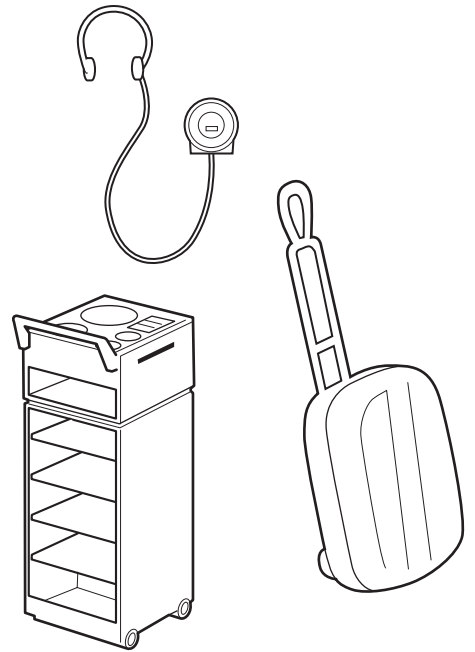


# Barbie®

# TRAVEL TRAIN™

## INSTRUCTIONS

### CONTENTS



54254-0920

Colors and decorations may vary from those shown. Requires 3 "C" alkaline battery, not included.

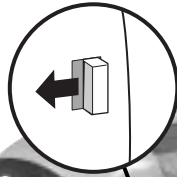
Please remove everything from the package and compare to the contents shown here. If any items are missing, please call 1-800-524-TOYS.

*Keep these instructions for future reference as they contain important information.*

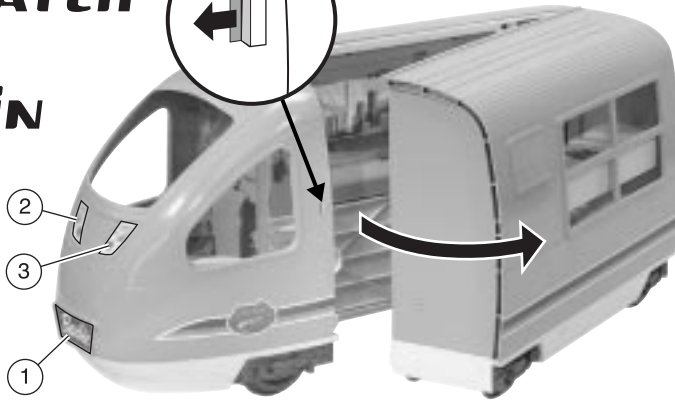
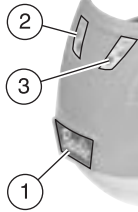
©2001 Mattel, Inc. El Segundo, CA 90245 U.S.A. All Rights Reserved.

# ALL ABOARD THE BARBIE® TRAVEL TRAIN!™


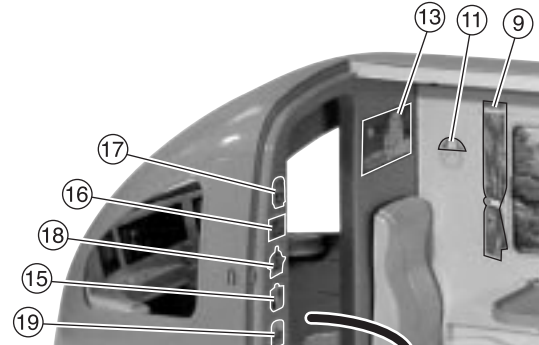
Undo **LATCH**  
to Open  
**TRAIN**




Apply  
LABELS by  
NUMBER



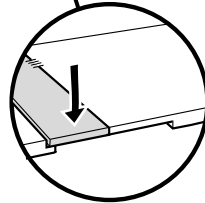
Apply LABELS by NUMBER



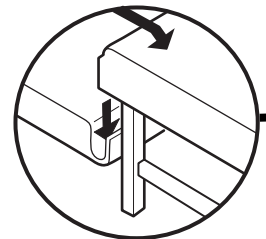
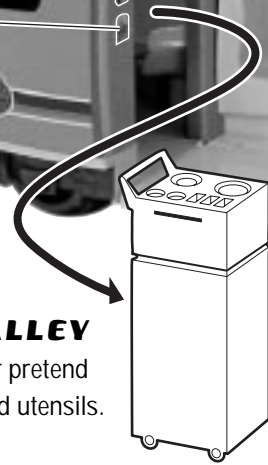

Fold down  
**FLOORS.**



Fold up **FLOOR  
EXTENSION**  
to "join" the floors.



Use the **GALLEY  
CART** for pretend  
food and food utensils.



## Sounds

ON/OFF SWITCH    RED button    LAVENDER button    microphone    GREEN button    BLUE button



**ON/OFF** switch: turn on to use the sounds panel. **TRAIN BLAST** sounds and the light on the panel turns on when switched to **ON**.

**BLUE** button: press to hear the train **BLAST** and **HORN**.

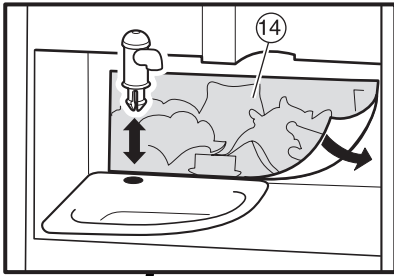
**RED** button: press and hold to **RECORD**. Speak into the microphone and record up to 6 seconds.

**GREEN** button: plays back what you recorded, plus the "train moving" sound, plus the **WINDOW** scene moves.


**LAVENDER** button: **PLAYS BACK** what you recorded.

The **BLUE** and **GREEN** buttons can be **COMBINED** and pressed at the same time to combine sounds.

REMOVE FAUCET TO APPLY LABEL BEHIND SINK

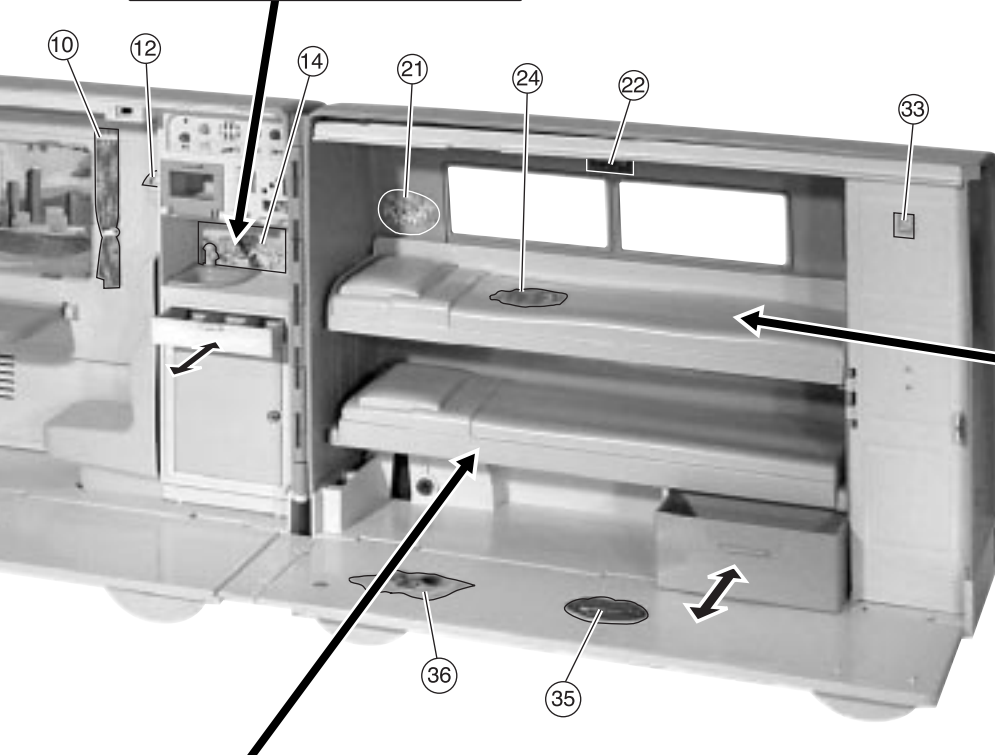


## KITCHEN




Pretend **ICE** and **DRINK DISPENSERS**.


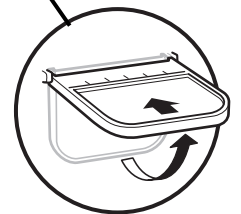

**MICROWAVE OVEN** opens and closes.



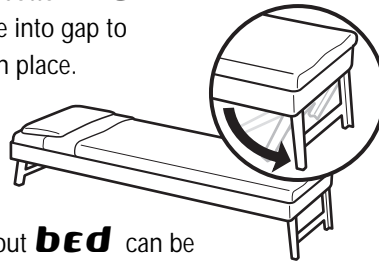
Raise top bed for **SHELVES** underneath. The bed catches on latch and stays up.



Fold UP **TABLE** and press in to set in place.

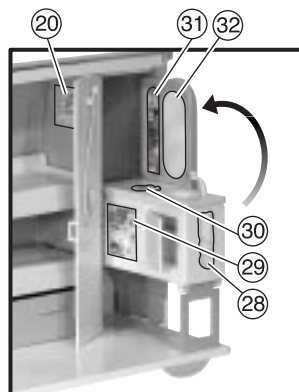


Pull out bottom **bed** and slide into gap to secure in place.



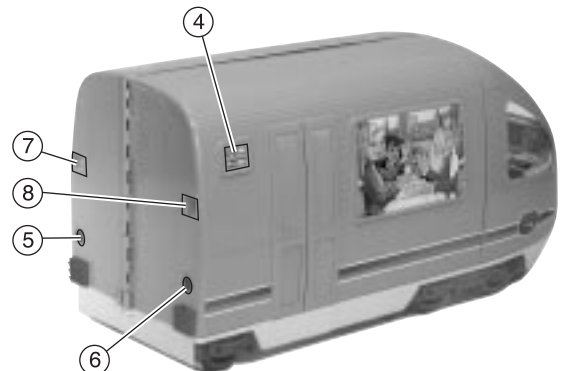
Pull out **bed** can be separate and placed anywhere. Fold down legs.

## SHOWER & VANITY

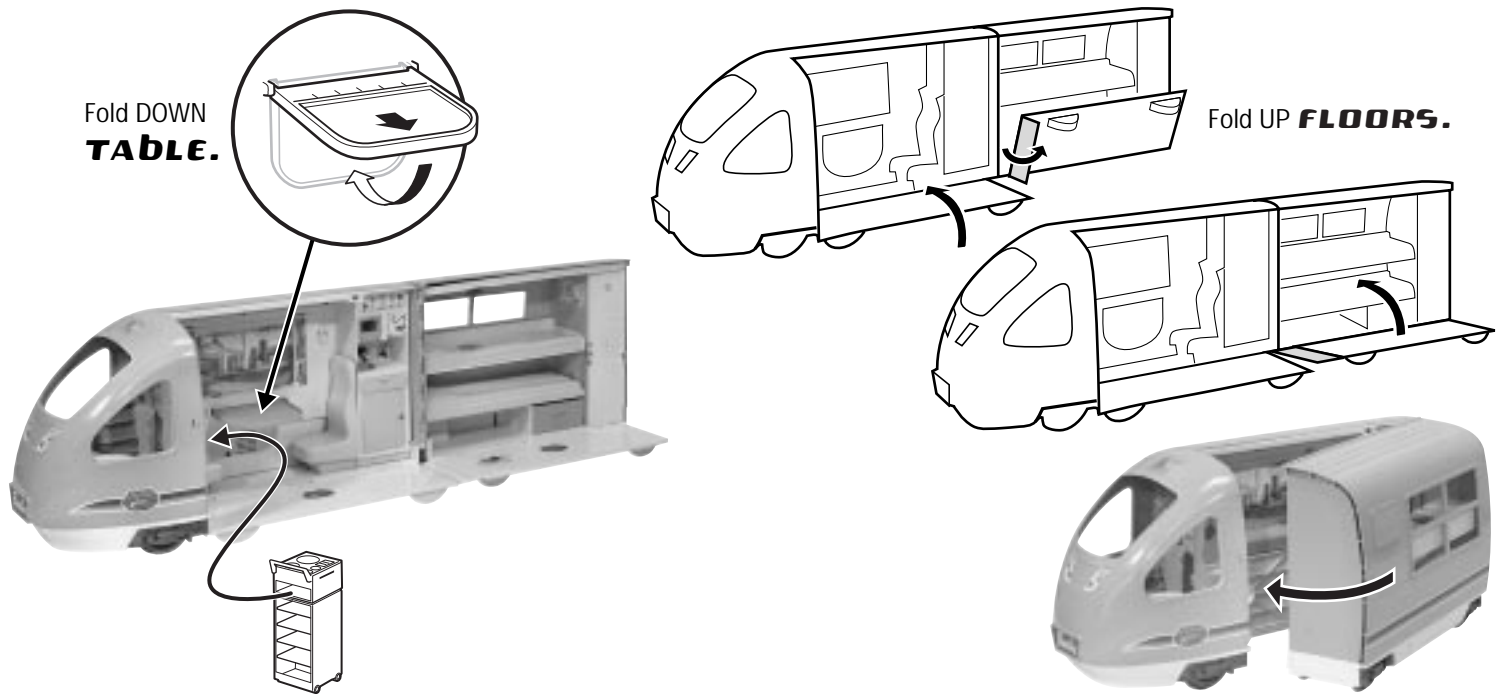


Fold down **VANITY** as shown. Fold up mirror and bend up faucet.

Apply LABELS by NUMBER




# STORAGE



## Battery Replacement

Toy requires 3 replaceable C or LR 14 alkaline batteries. Replace battery when sounds becomes distorted. To replace battery, use a Phillips head screwdriver (not included) to open battery door. Remove and set aside. Insert 3 replaceable C or LR 14 alkaline batteries as shown. Use either C or LR 14 alkaline battery or equivalent. Replace battery cover and screw closed.

**ATTENTION:** Non-alkaline battery may not power this toy. Replace with alkaline battery for longest life and best performance.



### BATTERY SAFETY INFORMATION:

1. Non-rechargeable batteries are not to be recharged.
2. Rechargeable batteries are to be removed from the toy before being charged.
3. Rechargeable batteries are only to be charged under adult supervision.
4. Do not mix alkaline, standard (carbon-zinc), or rechargeable (nickel-cadmium) batteries.
5. Do not mix old and new batteries
6. Only batteries of the same or equivalent type as recommended are to be used.
7. Batteries are to be inserted with the correct polarity.
8. Exhausted batteries are to be removed from the toy.
9. The supply terminals are not to be short-circuited.
10. Dispose of batteries safely.
11. Do not dispose of in fire as batteries may explode or leak.

## TWO YEAR LIMITED WARRANTY

Mattel, Inc. warrants to the original consumer purchaser that this product will be free of defects in material or workmanship for two years (unless specified in alternate warranties) from the date of purchase. If defective, return the product along with proof of the date of purchase, postage prepaid, to Consumer Relations, 636 Girard Avenue, East Aurora, New York 14052 for replacement or refund at our option. This warranty does not cover damage resulting from unauthorized modification, accident, misuse or abuse. In no event shall we be responsible for incidental, consequential, or contingent damages (except in those states that do not allow this exclusion or limitation). **VALID ONLY IN U.S.A.** This warranty gives you specific legal rights and you may also have other rights which vary from state to state. Some states do not allow the exclusion of incidental or consequential damages, so the above exclusions or limitations may not apply to you.

Send only the product to the address above. Send all correspondence to Consumer Relations, Mattel, Inc., 333 Continental Blvd., El Segundo, California 90245-5012 U.S.A. Or you may phone us toll-free at 1-800-524-TOYS, Monday – Friday, 8:00 a.m. – 6:00 p.m. EST. Outside U.S.A., see telephone directory for Mattel listing.

### CONSUMER INFORMATION

MATTY MATTEL™ TOYS



YOU CAN TELL IT'S MATTEL!™ CALL us toll-free or write with any comments or questions about our products or service. Monday-Friday 8:00 a.m.-6:00 p.m. Eastern Time. Outside U.S.A., see telephone directory for Mattel listing.

Consumer Relations, Mattel, Inc.  
333 Continental Blvd.  
El Segundo, CA 90245 USA

**1 (800) 524-TOYS**

WE ARE DEDICATED TO QUALITY PRODUCTS.

**WARNING:**

**CHOKING HAZARD – Small parts.**  
Not for children under 3 years.