

Barbie® Real Talkin'® PUPPY Mimi®



B0215-0920-G1

INSTRUCTIONS

Contents:



Colors and decorations may vary from those shown.

⚠ WARNING:
CHOKING HAZARD – Small parts.
Not for children under 3 years.

Please remove everything from the package and compare to the contents shown here.
If any items are missing, please call 1-800-524-TOYS.

Keep these instructions for future reference as they contain important information.

© 2003 Mattel, Inc. El Segundo, CA 90245 U.S.A. All Rights Reserved.

Mattel U.K. Ltd., Vanwall Business Park, Maidenhead SL6 4UB. Helpline 01628500303.

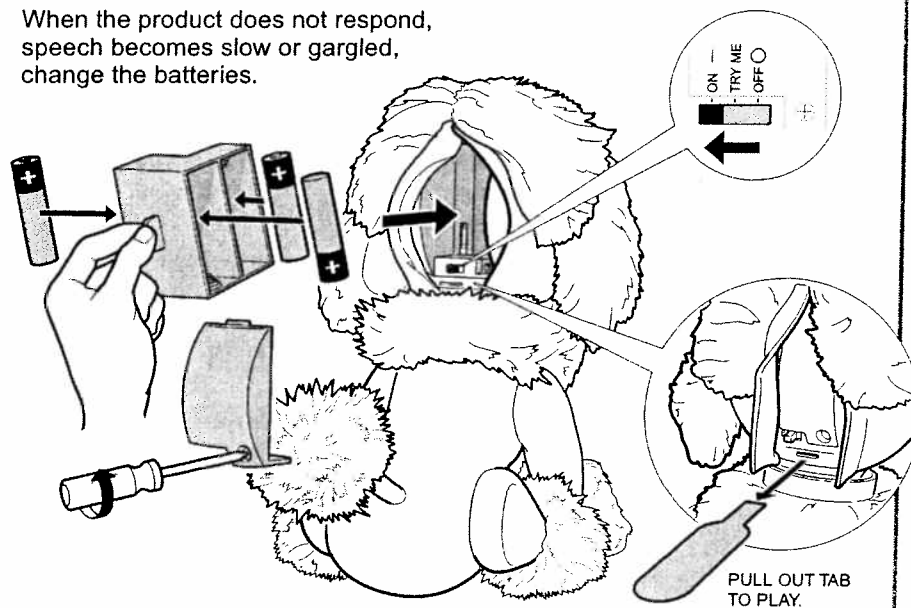
Insert New Batteries

Replace 3 "AA" batteries included with toy. Batteries included are for demonstration purposes only. Dispose of batteries safely.

Open Fabric fastener at back of Real Talkin' pet's head. Pull out tab. Unscrew battery door with Phillips screwdriver (not included). Keep plush fabric away from battery contacts and insert 3 new "AA" Alkaline batteries (not included). Replace door.

IMPORTANT: Set switch from 'TRY ME' mode to 'ON' position. Turn switch to 'OFF' when finished playing.

When the product does not respond, speech becomes slow or gargled, change the batteries.



Battery Safety Information:


1. Non-rechargeable batteries are not to be recharged.
2. Rechargeable batteries are to be removed from the product before they are charged.
3. If removable rechargeable batteries are used, they are only to be charged under adult supervision.
4. Do not mix alkaline, standard (carbon-zinc), or rechargeable (nickel-cadmium) batteries.
5. Do not mix old batteries and new batteries.
6. Only batteries of the same or equivalent type as recommended are to be used.
7. Be sure to insert batteries with the correct polarities and always follow the toy and battery manufacturers' instructions.
8. Exhausted batteries are to be removed from the product.
9. The supply terminals are not to be short-circuited.
10. Dispose of batteries safely.
11. Do not dispose of in fire as batteries may explode or leak.

2 WEEKS TO PLAY!



PET mode

Pat her head.
She will make a
"barking" sound
and wag her tail.



Pat her head.
When she makes 2
"whine" sounds, come
close to her face
(about 1/4 inch away).



She will move
her head, make
"licking" sounds.


IMPORTANT: The nose
light sensor may not
work in all lights,
such as in direct
sunlight, or in light
that is either too
bright, or too dim.



Place a "play" bone or treats
into her mouth while pressing
firmly **UP and toward the
REAR** (see arrow).

She will make "munching"
sounds and move her head
from side to side.

Press her collar.
Real Talkin' Puppy **really** will
"ask" you to come close. Go
ahead! Place your face
close to her nose.





FRIEND mode

Place one hand on both rear paws, and lift puppy **all the way UP** (friend mode/standing position) until it "CLICKS" into place.




She'll "ask" you to play.
...It's your **secret** and she'll "talk" away!

Pat her head to prompt fashion play.

(Puppy will also prompt fashion play if her head is not patted.)

Add heart-shaped 'jewels', flower fabric fasteners, bracelets and hair clips. Place pedicure stickers on her paws and "powder" her nose.



Puppy will prompt you to scratch her head.




Press her collar for a grown-up alert!





Return to PET mode!

Press puppy *all the way DOWN*
(into pet mode/sitting position)
until it "CLICKS" into place.



Return to FRIEND mode for more fashion play!

Place one hand on
both rear paws, and lift
puppy *all the way UP*
(friend mode/standing position)
until it "CLICKS" into place.

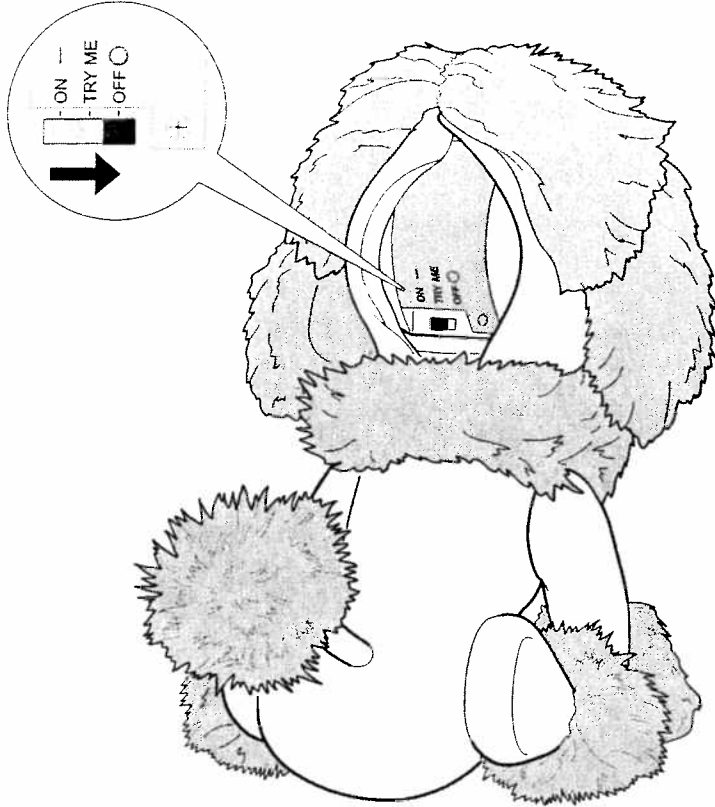


If you do not play with her for a
few minutes, she will go into a
"sleep" mode.

To repeat her play modes, pat her
on the head! She will "wake up"
and "ask" you to make her pretty
all over again!



AFTER PLAY Turn switch to 'OFF' when finished playing.



Mattel Canada Inc., Mississauga, Ontario L5R 3W2. You may call us free at 1-800-665-6288.

Mattel U.K. Ltd., Vanwall Business Park, Maidenhead SL6 4UB. Helpline 01628500303.

Mattel Australia Pty., Ltd., Richmond, Victoria. 3121. Consumer Advisory Service - 1300 135 312.

Mattel East Asia Ltd, Room 1106, South Tower, World Finance Centre, Harbour City, Tsimshatsui, HK, China

Diimport & Diedarkan Oleh: Mattel SEA Ptd Ltd (993532-P) Lot 13.5, 13th Floor, Menara Lien Hoe, Persiaran Tropicana Golf Country Resort, 47410 PJ. Tel:03-78803817, Fax:03-78803867.

Mattel, Inc., El Segundo, CA 90245 U.S.A. Consumer Affairs 1 (800) 524-Toys.

Barbie
com

WARNING:

CHOKING HAZARD – Small parts.
Not for children under 3 years.

CONSUMER INFORMATION

YOU CAN TELL IT'S MATTEL!™ CALL us toll-free or write with any comments or questions about our products or service. Monday-Friday 8:00 a.m. - 6:00 p.m. Eastern Time. Outside U.S.A., see telephone directory for Mattel listing.

Consumer Relations, Mattel, Inc.
353 Continental Blvd.
El Segundo, CA 90245 USA

1(800) 524-TOYS

WE ARE DEDICATED TO QUALITY PRODUCTS.