

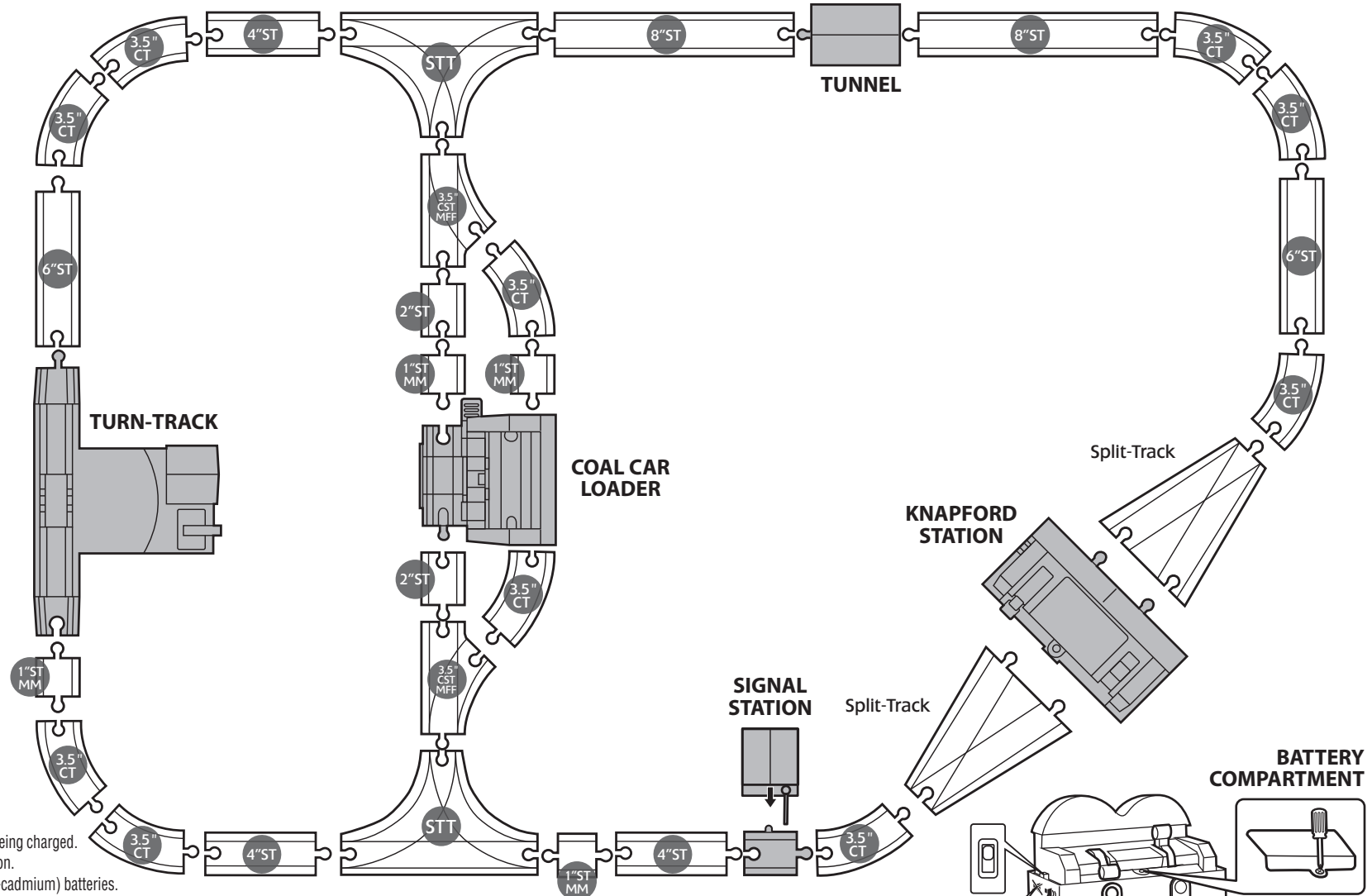


# LOGAN AND THE BIG BLUE ENGINES SET

## INSTRUCTIONS

Keep these instructions for future reference as they contain important information.

### TRACK LAYOUT



### LEGEND

**CST** = Curved Switch Track  
**CT** = Curved Track  
**F** = Female  
**M** = Male  
**ST** = Straight Track  
**STT** = Switch T-Track

### BATTERY INSTALLATION

Unscrew and lift away cover from product. Replace batteries as indicated inside the battery compartment. Batteries included are for demonstration purposes only. For longer life use only alkaline batteries. If the toy begins to operate erratically, you may need to reset the electronics by removing the batteries and reinstalling them. Requires 2 "AA" (LR6) Batteries.

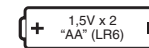
### BATTERY SAFETY INFORMATION

In exceptional circumstances batteries may leak fluids that can cause a chemical burn injury or ruin your product. To avoid battery leakage:

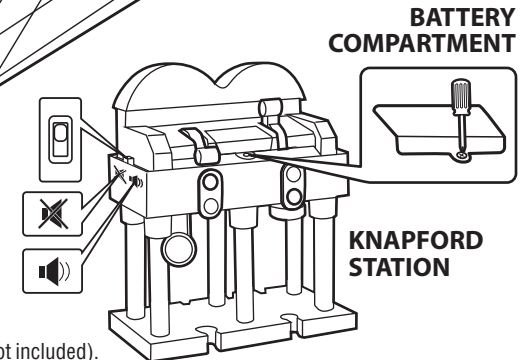
- Non-rechargeable batteries are not to be recharged.
- Rechargeable batteries are to be removed from the product before being charged.
- Rechargeable batteries are only to be charged under adult supervision.
- Do not mix alkaline, standard (carbon-zinc), or rechargeable (nickel-cadmium) batteries.
- Do not mix old and new batteries.
- Only batteries of the same or equivalent type as recommended are to be used.
- Batteries are to be inserted with the correct polarity.
- Exhausted batteries are to be removed from the product.
- The supply terminals are not to be short-circuited.
- Dispose of battery(ies) safely.
- Do not dispose of this product in a fire. The batteries inside may explode or leak.



Protect the environment by not disposing of this product with household waste (2002/96/EC). Check your local authority for recycling advice and facilities.



**Required tool:**  
Phillips screwdriver (not included).

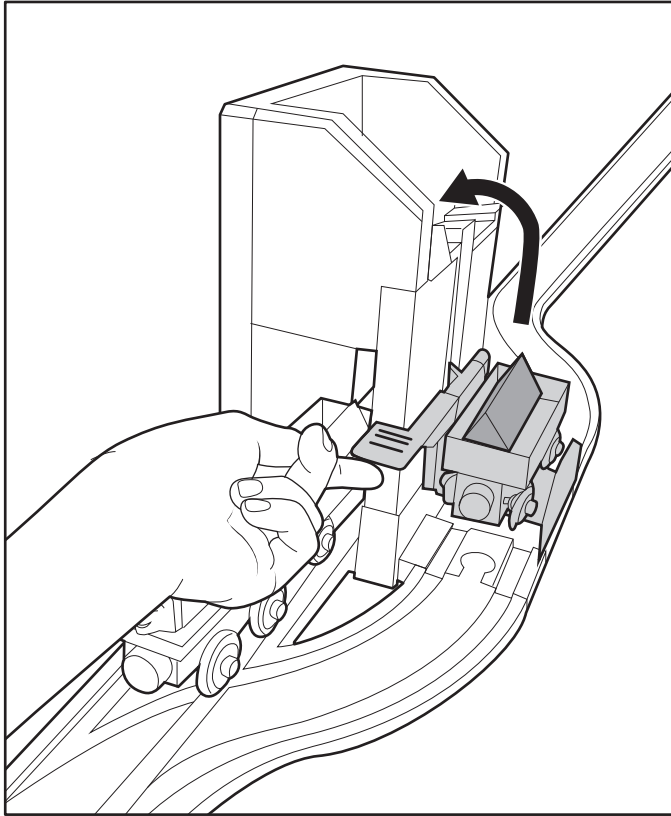


## HOW TO PLAY

Help Logan prepare the Big Blue Engines for their special deliveries.

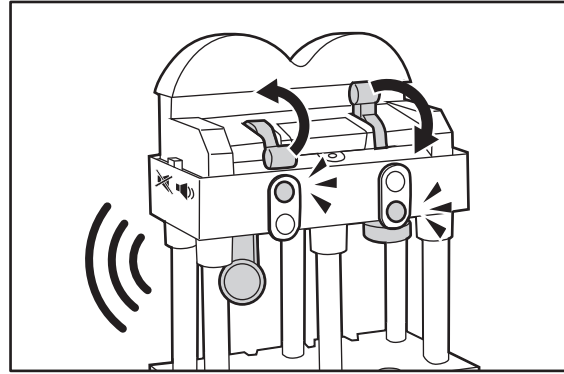
### COAL CAR LOADER:

Lift and tip the coal car, dumping coal into the cargo car that is waiting on the track inside the loading station.



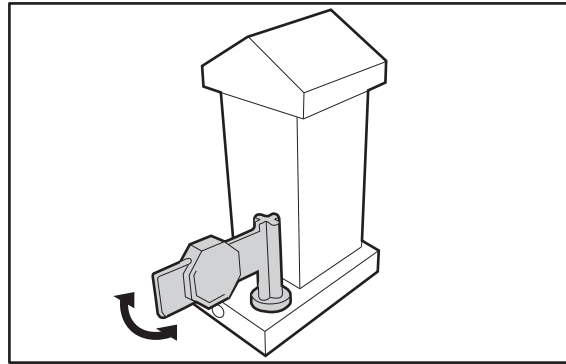
### KNAPFORD STATION:

Use the levers to raise and lower stop and go signs and to activate lights and sounds.




### SIGNAL HOUSE:

Swivel the sign outward to signal the engines to STOP!



### TURN-TRACK:

Tilt the lever to rotate the track 180-degrees, reversing the direction of the engine.



This equipment has been tested and found to comply with the limits for a Class B digital device, pursuant to part 15 of the FCC rules. These limits are designed to provide reasonable protection against harmful interference in a residential installation. This equipment generates, uses and can radiate radio frequency energy and, if not installed and used in accordance with the instructions, may cause harmful interference to radio communications. However, there is no guarantee that interference will not occur in a particular installation. If this equipment does cause harmful interference to radio or television reception, which can be determined by turning the equipment off and on, the user is encouraged to try to correct the interference by one or more of the following measures: Reorient or relocate the receiving antenna. Increase the separation between the equipment and receiver. Connect the equipment into an outlet on a circuit different from that to which the receiver is connected. Consult the dealer or an experienced radio/TV technician for help. NOTE: Changes or modifications not expressly approved by the manufacturer responsible for compliance could void the user's authority to operate the equipment.

This device complies with part 15 of the FCC Rules. Operation is subject to the following two conditions:

- (1) This device may not cause harmful interference, and
- (2) this device must accept any interference received, including interference that may cause undesired operation.

• THIS CLASS B DIGITAL APPARATUS COMPLIES WITH CANADIAN ICES-003.

• CET APPAREIL NUMERIQUE DE LA CLASSE B EST CONFORME A LA NORME NMB-003 DU CANADA.

- Operation is subject to the following two conditions: (1) this device may not cause interference, and (2) this device must accept any interference, including interference that may cause undesired operation of the device.
- L'utilisation de ce produit est sujette aux conditions suivantes : (1) il ne doit pas produire de brouillage et (2) il doit pouvoir tolérer tout brouillage reçu, même si ce brouillage est susceptible de compromettre son fonctionnement.

Thomas the Tank Engine & Friends™



CREATED BY BRIT ALLCROFT

Based on the Railway Series by The Reverend W Awdry.

©2013 Gullane (Thomas) Limited.

Thomas the Tank Engine & Friends and Thomas & Friends are trademarks of Gullane (Thomas) Limited.

©2013 HIT Entertainment Limited. HIT and the HIT logo are trademarks of HIT Entertainment Limited.

©2013 Mattel. All Rights Reserved. ® and ™ designate U.S. trademarks of Mattel, except as noted.

**PRINTED IN CHINA.**

Mattel East Asia Ltd., Room 503-09, North Tower, World Finance Centre, Harbour City, Tsimshatsui, HK, China.



HIT entertainment

ID. BJP86-0920

## ? CONSUMER ASSISTANCE

1-800-432-5437 (US & Canada)  
1300 135 312 (Australia)

**service.fisher-price.com**

---

Fisher-Price, Inc., 636 Girard Avenue, East Aurora, NY 14052.  
Hearing-impaired consumers: 1-800-382-7470.

**Outside the United States:**

Canada: Mattel Canada Inc., 6155 Freemont Blvd., Mississauga, Ontario L5R 3W2; www.service.mattel.com.

Great Britain: Mattel UK Ltd, Vanwall Business Park, Maidenhead SL6 4UB. Helpline: 01628 500303. www.service.mattel.com/uk

Mattel Europa B.V., Gondel 1, 1186 MJ Amstelveen, Nederland.

Australia: Mattel Australia Pty. Ltd., 658 Church Street, Locked Bag #870, Richmond, Victoria 3121 Australia.

New Zealand: 16-18 William Pickering Drive, Albany 1331, Auckland.