


**Fisher-Price®**

[www.fisher-price.com](http://www.fisher-price.com)



**GeoTrax™**  
*Rail & Road System*

**Cross Valley Junction™**

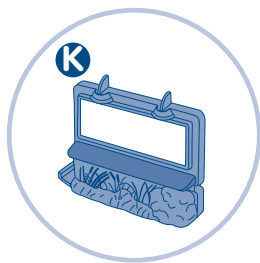
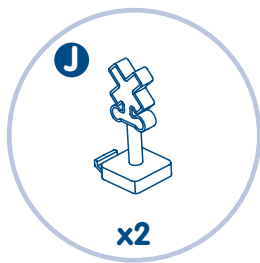
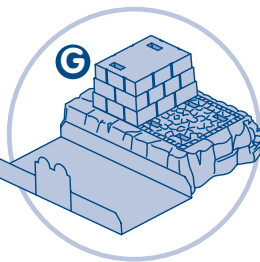
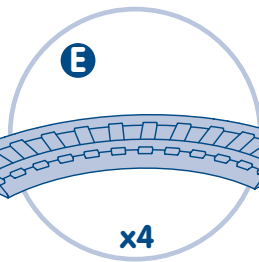
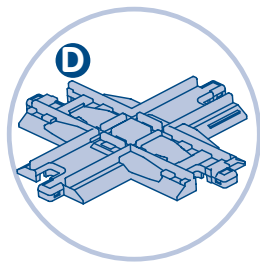
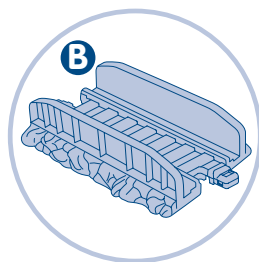
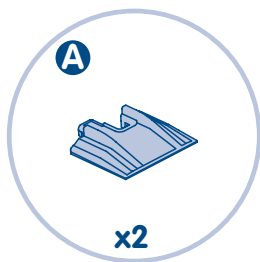
# Parts

- A. 2 Small Ramps
- B. Bridge
- C. 4 Straight Tracks
- D. Cross Track
- E. 4 Curved Tracks
- F. Pipe Works
- G. Pipe Works Base
- H. Depot
- I. Depot Base
- J. 2 Signs
- K. Billboard
- L. Tree
- M. Crossing Gate
- N. Train Engine
- O. Freight Car
- P. Pipe Car
- Q. Crate
- R. 3 Pipes

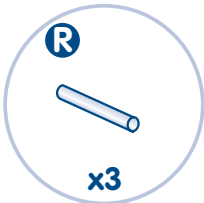
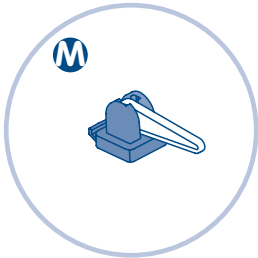
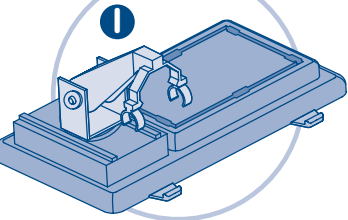
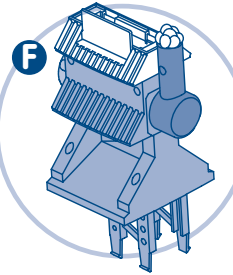
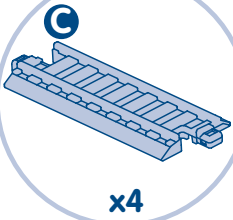
**Not shown:** Label sheet

Please keep this instruction sheet for future reference, as it contains important information.

Adult assembly is required.

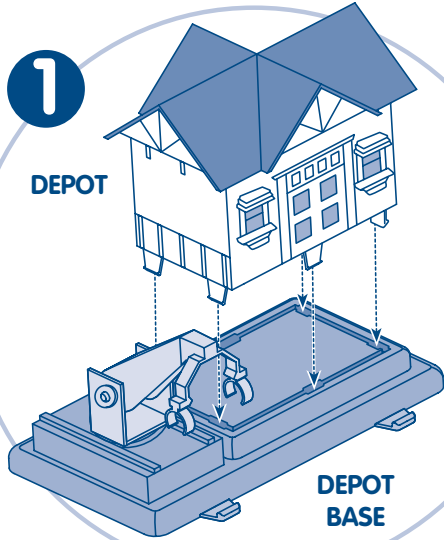


# Assembly



1

DEPOT



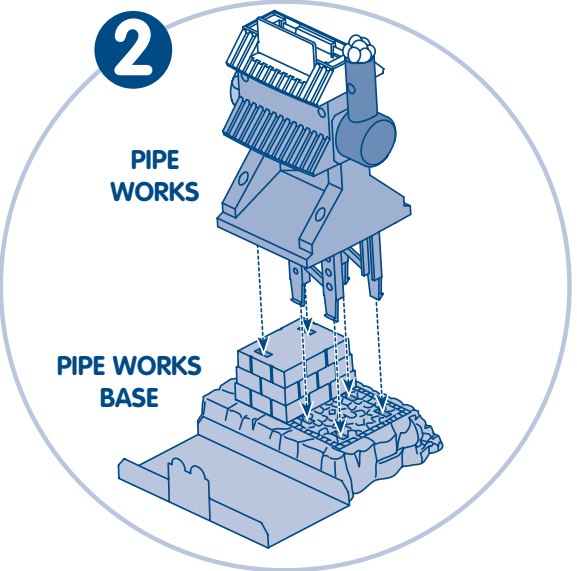
DEPOT  
BASE

"Snap" the depot into the depot base.

2

PIPE  
WORKS

PIPE WORKS  
BASE

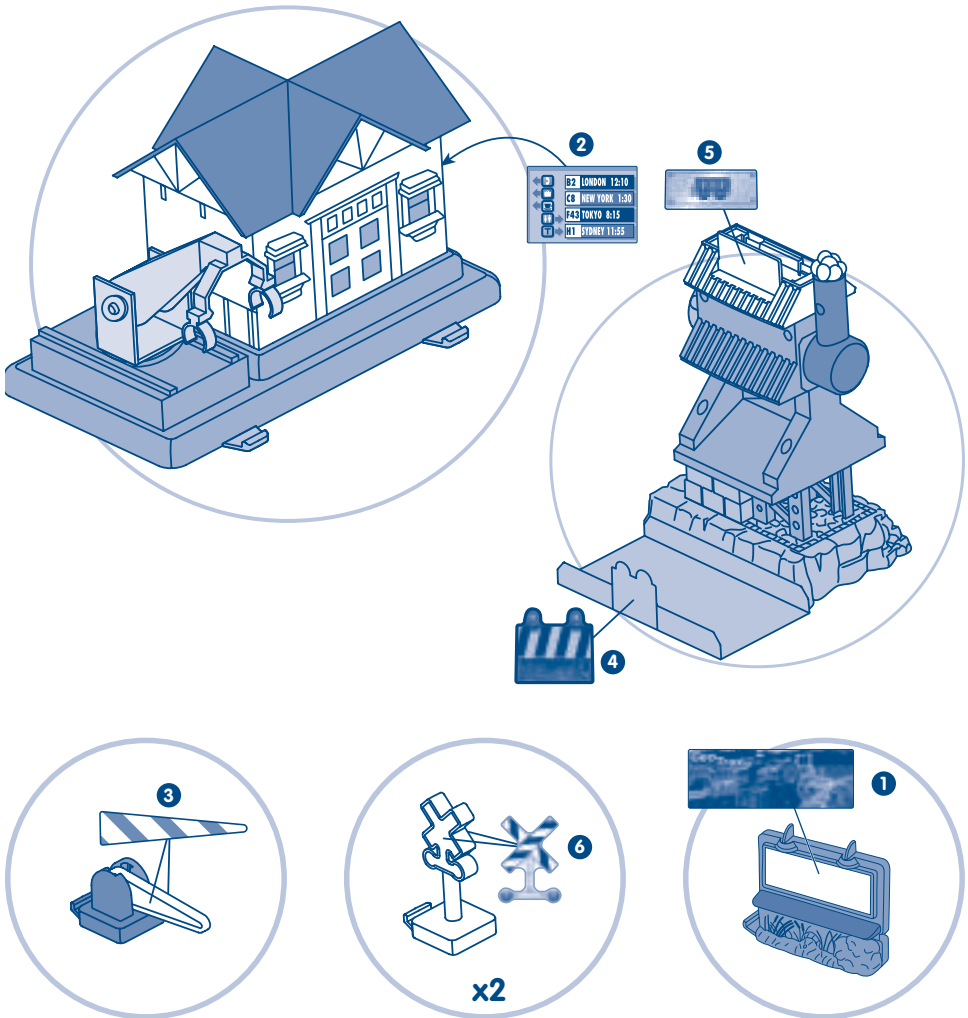


"Snap" the pipe works into the pipe works base.

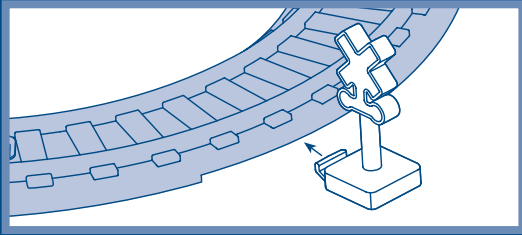
# Decoration

Proper label application will help keep labels looking their best!  
When applying labels, keep the following guidelines in mind:


- Wash hands before applying labels.
- Before applying labels, wipe the surface of the toy with a clean, dry cloth to remove dust or oils.
- For best results, avoid repositioning a label once it has been applied.
- Apply labels as shown in the illustration.

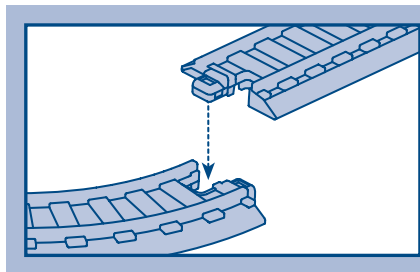
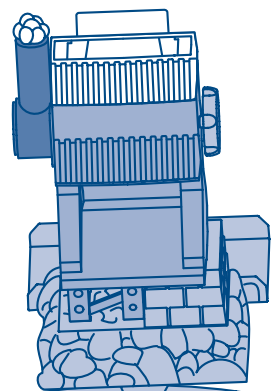


# Track Layout




The buildings, signs, tree and crossing gate have a small tab that fits into a matching notch in any track piece. Place the buildings, signs, tree and crossing gate around the track.





Track pieces easily snap together.




# All Aboard For Playtime Fun



Use the crane to remove or load the crate or pipes.



Open the side of the freight car and load the crate



Load the pipes in the top of the pipe works. Turn the wheel to load pipes onto the pipe car



Push the train around the track to visit fun sites.



[www.fisher-price.com](http://www.fisher-price.com)

**Questions? We'd like to hear from you!**

Call Fisher-Price® Consumer Relations, toll-free at **1-800-432-5437**,  
8 AM - 6 PM EST Monday through Friday. Hearing-impaired  
consumers using TTY/TDD equipment, please call 1-800-382-7470.  
Or, write to: Fisher-Price® Consumer Relations, 636 Girard Avenue,  
East Aurora, New York 14052, U.S.A.

**For other countries outside the United States:**

**Canada:** call 1-800-567-7724, or write to: Mattel Canada Inc., 6155 Freemont Blvd., Mississauga, Ontario L5R 3W2. **Great Britain:** telephone 01628 500302. **Australia:** Mattel Australia Pty. Ltd., 658 Church Street, Locked Bag #870, Richmond, Victoria 3121 Australia. Consumer Advisory Service 1300 135 312. **New Zealand:** 16-18 William Pickering Drive, Albany 1331, Auckland. **Asia:** Mattel East Asia Ltd, Room 1106, South Tower, World Finance Centre, Harbour City, Tsimshatsui, HK, China.