


DINO ESCAPE SET

INSTRUCTIONS

Keep these instructions for future reference as they contain important information.



What's Included



TU4 X1



ER X3



S4 X1



CS X5



D1 X1



BS1 X1



X1



X1



E1 X1



S1 X1



RS3 X6



YS X1



X3



RB2 X1



RB1 X2




X1 X1



X1




X1



X1



X1



X1



X1

Helpful Hints



Track marking codes are found on the bottom of tracks and risers.

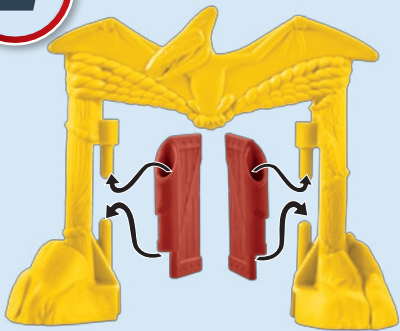
Note: Some engines may not work on this track set.

A track section (ER) is intentionally curved, it is not damaged.

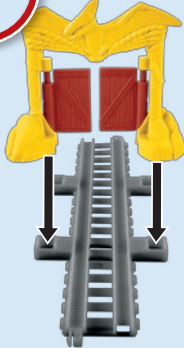
Adult Assembly Required. No tools needed.

Assembly

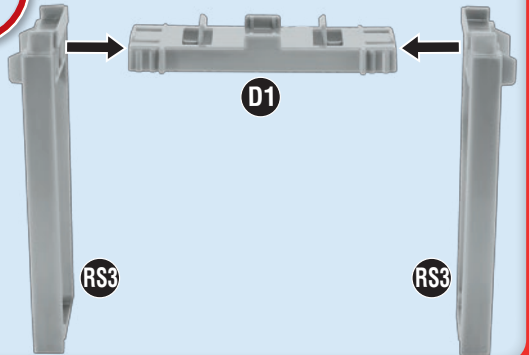
1




2




3




4




5




6



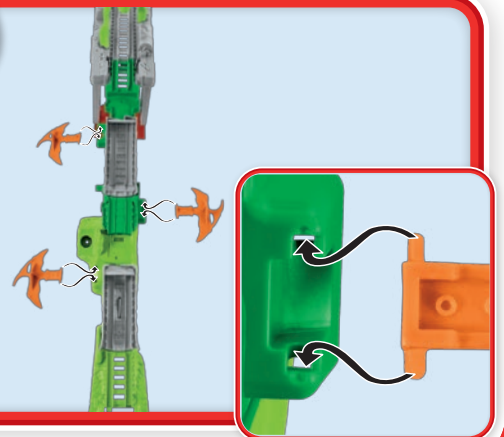
7



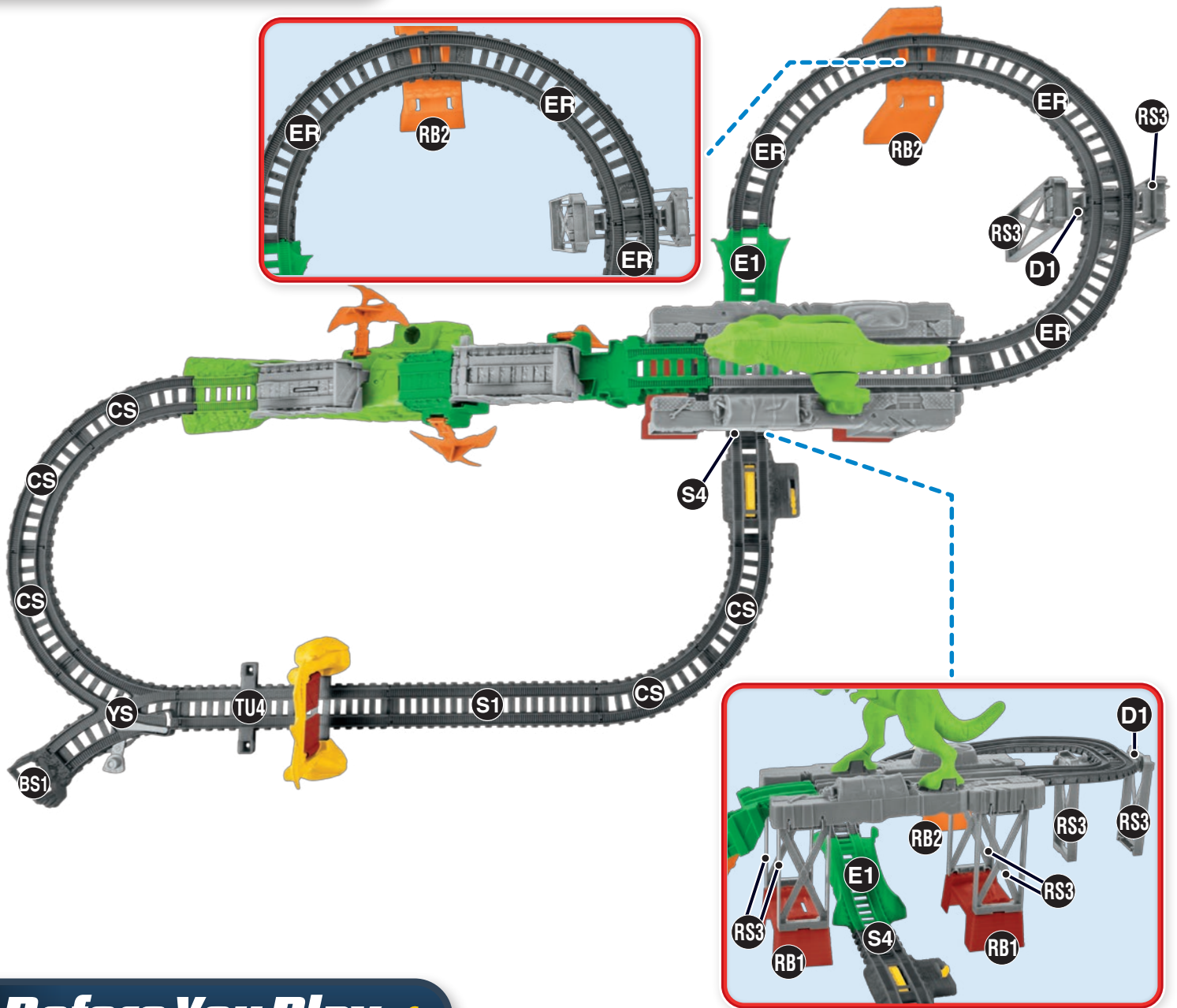
8



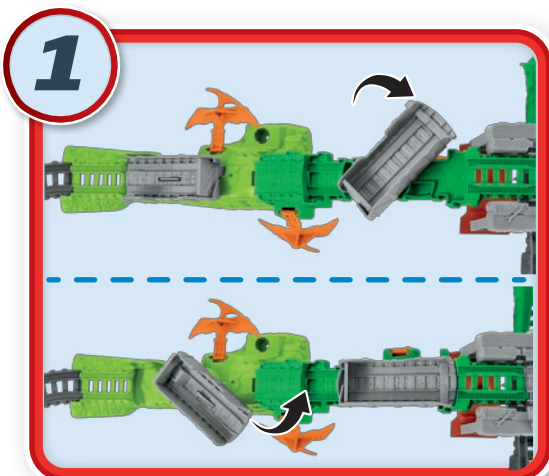
9




Track Layout




Before You Play



Rotate and set the spinning tracks.




Raise and set the pterodactyls.



Slide the switch to "Stop".

How To Play


The engine should move forward in the direction shown.




Flip the switch to send Thomas forward.



Thomas races beneath the dinosaur and makes it tip.



Thomas spins down the bridge and knocks over the pterodactyls.



Thomas races through the Dinosaur Park gates.

Battery Information

BATTERY INSTALLATION

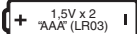
Access the battery compartment by unscrewing and separating the top half of the engine from the bottom half of the engine. Install the batteries as indicated inside the battery compartment.

Re-assemble the two halves of the engine, re-insert the screw and tighten. If the product begins to malfunction, check the battery installation. You may need to reset the electronics by removing the batteries and reinstalling them. If the product continues to malfunction or no longer operates,

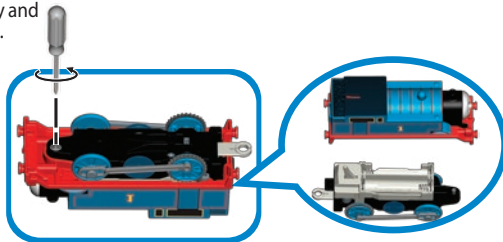
remove the batteries from the toy and replace them with fresh batteries.

Requires 2 "AAA" (LR03) batteries.

For longer life use only alkaline batteries.



Required tool: Phillips screwdriver (not included)



BATTERY SAFETY INFORMATION

In exceptional circumstances batteries may leak fluids that can cause a chemical burn injury or ruin your product. To avoid battery leakage:

- Non-rechargeable batteries are not to be recharged.
- Rechargeable batteries are to be removed from the product before being charged.
- Rechargeable batteries are only to be charged under adult supervision.
- Do not mix alkaline, standard (carbon-zinc), or rechargeable batteries.
- Do not mix old and new batteries.
- Only batteries of the same or equivalent type as recommended are to be used.
- Batteries are to be inserted with the correct polarity.
- Exhausted batteries are to be removed from the product.
- The supply terminals are not to be short-circuited. • Dispose of batteries safely.
- Do not dispose of this product in a fire. The batteries inside may explode or leak.

CONSUMER ASSISTANCE
 1-800-432-5437 (US & Canada)
 1300 135 312 (Australia)
service.fisher-price.com

Fisher-Price, Inc., 636 Girard Avenue, East Aurora, NY 14052.
 Hearing-impaired consumers: 1-800-382-7470.

Outside the United States:

Canada: Mattel Canada Inc., 6155 Freemont Blvd., Mississauga, Ontario L5R 3W2; www.service.mattel.com.

Great Britain: Mattel UK Ltd, Vanwall Business Park, Maidenhead SL6 4UB. Helpline: 01628 500303. www.service.mattel.com/uk

Mattel Europa B.V., Gonde1 1, 1186 MJ Amstelveen, Nederland.

Australia: Mattel Australia Pty. Ltd., 658 Church Street, Locked Bag #870, Richmond, Victoria 3121 Australia.

New Zealand: 16-18 William Pickering Drive, Albany 1331, Auckland.

South Africa: Mattel South Africa (PTY) LTD, Office 102 I3, 30 Melrose Boulevard, Johannesburg 2196.

Thomas the Tank Engine & Friends™

CREATED BY BRITT ALLCROFT

Based on the Railway Series by The Reverend W Awdry. ©2018 Gullane (Thomas) Limited. Thomas the Tank Engine & Friends and Thomas & Friends are trademarks of Gullane (Thomas) Limited.

©2018 HIT Entertainment Limited. HIT and the HIT logo are trademarks of HIT Entertainment Limited.

©2018 Mattel. ® and ™ designate U.S. trademarks of Mattel, except as noted. **PRINTED IN CHINA.** Mattel East Asia Ltd., Room 503-09, North Tower, World Finance Centre, Harbour City, Tsimshatsui, HK, China. Tel.: (852) 3185-6500.

FJL40-0970-1101863149-DOM



Protect the environment by not disposing of this product or any batteries with household waste. This symbol indicates that this product shall not be treated as household waste. Check your local authority for recycling advice and facilities.

CAUTION:
 To prevent entanglement, keep hair away from wheels.

FJL40



Fisher-Price®