

# Fijit Friends™

Interactive Figure

POWERED BY FRIENDSHIP!™

Contents: 1 Fijit Friends™ Interactive Figure, 2 Ears (Removable), 1 Reference Card

Please remove the product from the container; if there are any issues, please call 1-888-892-6123. Outside the U.S., please consult the listing of your local Mattel offices at the end of these instructions.

## INSTRUCTION MANUAL

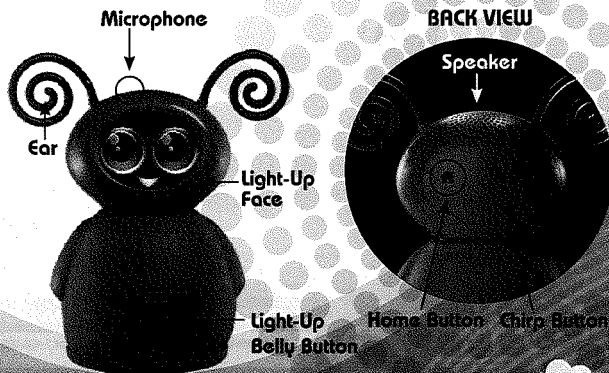
Keep these instructions for future reference as they contain important information.

## THE BEST FRIENDS ARE FIJIT FRIENDS™

Fijit Friends™ were created when a gooey science experiment was brought to life by the power of music! Fijit Friends™ make the best friends because they are hilarious, mischievous and quirky creatures who love to chat with you, tell jokes to you, and most of all, dance with you!

To find out more about your new BFF, be sure to visit [FijitFriends.com](http://FijitFriends.com)

## MEET YOUR FIJIT FRIEND™



## GETTING TO KNOW YOUR FIJIT FRIEND™

Power your Fijit Friend™ on by sliding the on/off switch to the "on" position; she will default to the Home Mode.

Your new BFF wants nothing more than to be the best friend in the world for you. She loves it when you hug her, squish her, tickle her and adore her.

She is also happiest when her belly is lit up. When it is, she can interact with you: She will recognize keywords so you can chat, she will tell you jokes, and she will be able to detect the beat of music and dance to it.

You can also push her Belly Button when her light is on to see how she'll react! You never know how she'll surprise you!

In Home Mode, your Fijit Friend™ will perform random routines while waiting for your commands. Direct her by clearly saying:

"Chat with Me" "Dance with Me"  
"Tell Me a Joke" "Good Night"

## HINTS FOR TALKING TO YOUR FIJIT FRIEND™

- She understands you best when you speak clearly! Also, speak up...but don't yell at her because that hurts her feelings!
- When her belly is lit, she is ready and excited to listen to whatever you have to say.
- But when her belly is not lit, she's not ready to hear you... she'll probably be singing or talking or getting ready for all the fun stuff you'll do together later!
- Make sure there isn't a lot of background noise when you're chatting... she wants to be able to focus on you without distraction!
- She also responds best to what you're saying when you're 1-2 feet away (30-60 cm)... but don't forget to hug and tickle her now and then!

## "Chat with Me" Mode

- Say "Chat with me" to enter Chat Mode.
- Your Fijit Friend™ will ask you 1 of 3 types of questions: General, Weather or Feelings.
- As you answer your BFF's questions you should likely hit upon words that she recognizes, causing the conversation to seem natural and comfortable... just like it should with your best friend! Your bestie loves surprising you with her hilarious responses!
- But if you need help communicating with your bestie, especially in the beginning of your friendship, refer to the included Reference Card or the more-extensive Cheat Sheet at the end of these instructions.

## "Tell Me a Joke" Mode

- Say "Tell me a joke" to enter Joke Mode.
- Fijit Friends™ love to tell 2-liner jokes and knock-knock jokes.

- If your Fijit Friend™ tells you a 2-liner, nothing is required of you but your attention and laughter.
- If your Fijit Friend™ tells you a knock-knock joke, interact with her the same way you would if any friend told you a knock-knock joke: Ask "Who's there?" and play along!
- When her joke is done, she may ask you if you want to hear another. Answer her with "yes" or "no."

## "Dance with Me" Mode

- Your Fijit Friend™ loves to rock! Say "Dance with Me" to get her in a groovy mood.
- Your BFF will then ask "your tunes or mine?"
- Say "yours" if you want her to play 1 of her own songs. She'll show you how talented she is by dancing a choreographed routine to her music.
- Say "mine" if you want to play 1 of your fave tunes from your personal music device (not included). Turn the music on. She will listen for the beat of the external music, and when she detects it will start rocking out. Of course, she wants you to join in!

## "Good Night" & Sleep Mode

- After you've spent the day having an awesome time with your Fijit Friend™, tell her "goodnight" and she will enter Sleep Mode.
- Your bestie will also go to sleep on her own if you stop interacting with her for an extended period.
- You'll be able to tell when she is falling asleep by her dimming eyes, bobbing head and, of course, her snoring! But after awhile she will be soundly in Sleep Mode.
- If you wish to wake her, press her Belly Button. She'll be well-rested and ready to have fun!

## Home Button

Anytime you want to exit the mode you are in and start over, simply press the Home Button on the back of her head and you will return to the Home Mode (default).


## Chirp Button

- The Chirp Button will unlock cool features in the future. Stayed tuned to the website to find out more!
- When using the Chirp Button on the back of her head, press and hold the button for 3 seconds to activate. When in Chirp Mode, her Belly Button light will blink.
- To escape Chirp Mode, press the Belly Button or Home Button.

Remember, to find out more about Chirp Mode, go to [FijitFriends.com](http://FijitFriends.com)!

## FUN & FABULOUS EARS

Your BFF's ears are removable! Just pop them out, and they easily snap back in when you want to replace them.

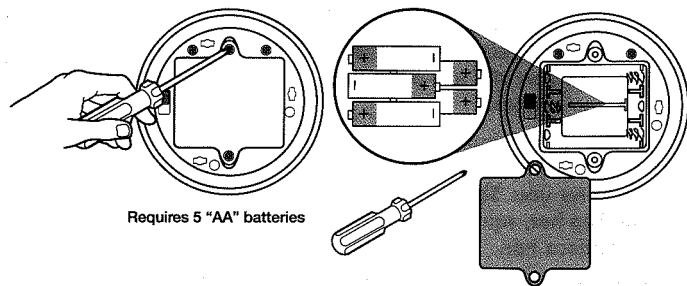


# KEYWORDS CHEAT SHEET

When you talk to your Fijit Friend™, you will likely hit upon her keywords while having natural friend-to-friend conversation. But here's a cheat sheet of her keywords for you to reference so you can discover all the fab things she can do:

MODES	SHE MAY ASK YOU...	SHE WILL RECOGNIZE WHEN YOU SAY...
<b>Home Mode (Default)</b>	What do you want to do now?	Tell me a joke Chat with me Dance with me Thank you Goodnight
<b>Any Mode (responses to yes/no questions)</b>	Wanna dance? Wanna hear a joke? Wanna go again?	Yes Yeah Okay Sure No
<b>Dance Mode</b>	Your tunes or mine?	Mine Yours
<b>Joke Mode</b>	Knock-Knock...	Who's there?
<b>Chat Mode General</b>	What's going on today? What are you up to?	Going to... School Nothing Today... Tomorrow... Weekend...
<b>Weather</b>	How's the weather? What's it like outside?	Cold Hot Rainy Snowing Warm Sunny
<b>Feelings</b>	How are you feeling? What mood are you in?	Great Sleepy Sad Bored Happy Fine

Look for keyword updates on [FijitFriends.com](http://FijitFriends.com)



Requires 5 "AA" batteries



### BATTERY INFORMATION

- Includes 5 "AA" batteries. Batteries included are for demonstration purposes.
- Dispose of batteries safely.
- For longer life use only alkaline batteries.
- Protect the environment by not disposing of this product with household waste (2002/96/EC). Check your local authority for recycling advice and facilities.
- If the interactive figure malfunctions, check the battery installation. Unscrew the battery cover with a Phillips head screwdriver (not included).
- You can also try resetting the unit by flipping the on/off switch "off," wait 5 seconds, and then back to "on."

**BATTERIES SHOULD BE CHANGED WHEN SOUND DISTORTS OR MOVEMENT MALFUNCTIONS.**

### BATTERY SAFETY INFORMATION

- In exceptional circumstances batteries may leak fluids that can cause a chemical burn injury or ruin your product. To avoid battery leakage:
- Non-rechargeable batteries are not to be recharged.
  - Rechargeable batteries are to be removed from the product before being charged (if designed to be removable).
  - Rechargeable batteries are only to be charged under adult supervision (if designed to be removable).
  - Do not mix alkaline, standard (carbon-zinc), or rechargeable (nickel-cadmium) batteries.
  - Do not mix old and new batteries.
  - Only batteries of the same or equivalent type as recommended are to be used.
  - Batteries are to be inserted with the correct polarity. Exhausted batteries are to be removed from the product.
  - The supply terminals are not to be short-circuited.
  - Dispose of batteries safely.
  - Do not dispose of this product in a fire. The batteries inside may explode or leak.

This device complies with Part 15 of the FCC rules  
Operation is subject to the following two conditions:  
(1) This device may not cause harmful interference, and (2) this device must accept any interference received, including interference that may cause undesired operation.

- This equipment has been tested and found to comply with the limits for a Class B digital device, pursuant to part 15 of the FCC rules. These limits are designed to provide reasonable protection against harmful interference in a residential installation. This equipment generates, uses and can radiate radio frequency energy and, if not installed and used in accordance with the instructions, may cause harmful interference to radio communications. However, there is no guarantee that interference will not occur in a particular installation. If this equipment does cause harmful interference to radio or television reception, which can be determined by turning the equipment off and on, the user is encouraged to try to correct the interference by one or more of the following measures:



- Reorient or relocate the receiving antenna.
- Increase the separation between the equipment and receiver.
- Connect the equipment into an outlet on a circuit different from that to which the receiver is connected.
- Consult the dealer or an experienced radio/TV technician for help.

NOTE: Changes or modifications not expressly approved by the manufacturer responsible for compliance could void the user's authority to operate the equipment.

© 2011 Mattel, Inc. All Rights Reserved. RADICA USA Ltd. Helpline 1-888-892-6123 or [service.mattel.com](http://service.mattel.com). Mattel, Inc. 636 Girard Avenue, East Aurora, NY 14052, U.S.A. Consumer Relations 1-800-524-8697. Mattel Canada Inc., Mississauga, Ontario L5R 3W2. Mattel Europa, B.V., Gondel 1, 1186 MJ Amstelveen, Nederland. Mattel U.K. Ltd., Vanwall Business Park, Maidenhead SL6 4UB. Helpline 01628 500303. Mattel Australia Pty., Ltd., Richmond, Victoria. 3121. Consumer Advisory Service - 1300 135 312 Mattel East Asia Ltd., Room 1106, South Tower, World Finance Centre, Harbour City, Tsimshatsui, HK, China. Diimport & Diedarkan Oleh: Mattel SEA Ptd Ltd.(993532-P) Lot 13.5, 13th Floor, Menara Lien Hoe, Persiaran Tropicana Golf Country Resort, 47410 P.J. Tel:03-78803817, Fax:03-78803867

**Cleaning Instructions:**  
Surface washable only. Clean your Fijit Friend™ Interactive Figure with a moist lint-free cloth (water only). Do not use cleaning solutions.

Visit us at [FijitFriends.com](http://FijitFriends.com)  
We reserve the right to terminate Fijit Friends™ online service after February 1, 2012.



**CONSUMER INFORMATION**  
Need Assistance? Visit [service.mattel.com](http://service.mattel.com) or call 1-888-892-6123 (US and Canada only).  
SERVICE.MATTEL.COM