


# Front

Ages 6 & Up

## Fijit Friends™ Newbies™ Figure



Collect them all!

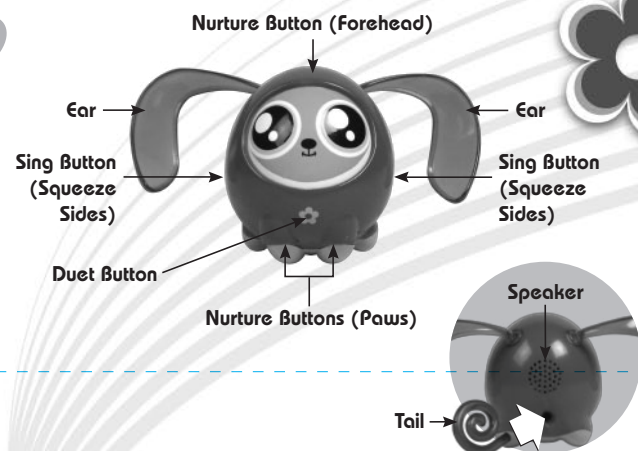
Contents: 1 Fijit Friends™ Newbie™ Figure, 1 Tail

Please remove the product from the container; if there are any issues, please call 1-888-892-6123. Outside the U.S., please consult the listing of your local Mattel offices at the end of these instructions.

**INSTRUCTION MANUAL**  
Keep these instructions for future reference as they contain important information.

**NEWBIES™ ARE HANDFUL OF CUTENESS**  
A Fijit Friends™ Newbie™ is your BFF in her adorable pocket-sized form! She is a sweet handful who loves to sing and purr as you nurture her. The more you pet and tickle her, the better she sings... so if you reward her, she'll reward you!

**GETTING TO KNOW YOUR NEWBIE™**



**THE TAIL'S TALE**  
Your Newbie™ will arrive with her tail detached. To attach her tail, simply snap it in place in the hole under her speaker. For this act of kindness, she will love you forever!

**POWERING ON & OFF**

- If your Newbie™ is off or sleeping, simply press any button and she will power on and be ready to play!
- Your Newbie™ will fall asleep and turn herself off after a few seconds of inactivity. She needs to rest her vocal chords for the next time she gets to sing!

**SINGING... & SWINGING EARS!**

Your Newbie™ was born to sing! And she also enjoys a gentle squeeze!

- Squeeze her sides together and she will begin humming and singing.
- As you squeeze, her ears will also swing forward.
- When you stop squeezing, she will gradually stop singing and her ears will return to their resting position.



**NURTURING YOUR NEWBIE™**

Like any young creature, your Newbie™ responds to nurturing.

- There are 3 Nurture Buttons on your Newbie™: 1 on the forehead and 1 on each paw.
- After your Newbie™ has finished singing, reward her by tickling and petting her with gentle pressure on these areas and discover what surprises she has for you! She may purr, giggle or cool!
- Experiment with pressing these buttons at the same time or in different combinations.
- The more you nurture her, the better her singing becomes! She may start out humming like a beginner, but with your love and direction, she will be a skilled performer in no time!



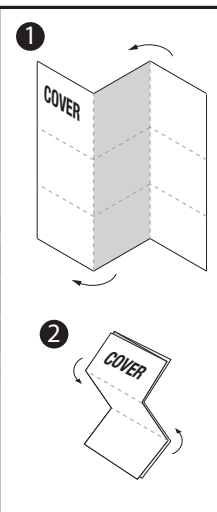
**STARTING OVER**

- Newbies™ are adorable, but sometimes a little forgetful...in a cute and fun way, of course!
- After your Newbie™ has mastered singing, you may wish to reset her so that she has to start over and re-learn her songs.
- Squeeze and hold her sides together and while she is singing, press one of the Nurture Buttons on either paw.
- Your Newbie™ will go back to humming like a beginner. Think of it as an encore in which you get to nurture her all over again!

Date: June 13, 2011


### INSTRUCTION SHEET SPECIFICATIONS

Toy:	Fijit
Toy No.:	W5860
Part No.:	0920
Trim Size:	11"W x 7.5" H
Folded Size:	3.76" W x 2.5" H
Type of Fold:	Fold 2 times (W & H)
# colors:	One
Colors:	Black
Paper Stock:	White Offset
Paper Weight:	70 lb.
EDM No.:	001



# Back


**DUETS WITH OTHER NEWBIES™**



Fijit Friends™ Newbies™ can sing together! Whether you have more than one, or your human BFF has a Newbie™ too, get them together for a duet!

- Each Newbie™ has a Duet Button right where their belly button would be.
- Touch the Duet Buttons of 2 Newbies™ together and they start singing the same song!
- When Newbies™ sing together, they always give a skilled performance... even if they are only at the humming level when singing solo.

**INTERACTING WITH ORIGINAL FIJIT FRIENDS™**

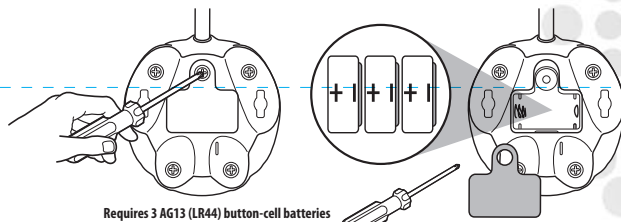


Newbies™ love to have playdates with original Fijit Friends™!

- When your Newbie™ and your Fijit Friend™ are in Chirp Mode, they have a secret language and delight in entertaining you with what they can do!
- To place your Newbie™ in Chirp Mode, press and hold the Forehead Nurture Button; you will hear a sound to let you know she has entered Chirp Mode and then she will immediately emit a "Sonic Chirp."
- A Sonic Chirp is a sound that the Fijit Friend™ will recognize... and the Fijit Friend™ will respond in surprising ways! What will she do next?

- While the Newbie™ is in Chirp Mode, you can squeeze the Sing Buttons on her sides, or press the Duet Button, and she will play a Sonic Chirp before she starts to sing.
- To exit Chirp Mode, press one of the Paw Nurture Buttons on the Newbie™.
- Remember, the Fijit Friend™ must be in Chirp Mode in order to respond to Sonic Chirps from your Newbie™. See the instruction sheet included with the original Fijit Friends™ Interactive Figure, or go to [FijitFriends.com](http://FijitFriends.com) to find out more about Chirp Mode.

### BATTERY INFORMATION



Requires 3 AG13 (LR44) button-cell batteries

- Requires 3 AG13 (LR44) button-cell batteries. Batteries included are for demonstration purposes. Dispose of batteries safely.
- Protect the environment by not disposing of this product with household waste (2002/96/EC). Check your local authority for recycling advice and facilities.
- If the figure malfunctions, check the battery installation. Unscrew the battery cover with a Phillips head screwdriver (not included).

**BATTERIES SHOULD BE CHANGED WHEN SOUND DISTORTS OR PRODUCT MALFUNCTIONS.**

### BATTERY SAFETY INFORMATION

In exceptional circumstances batteries may leak fluids that can cause a chemical burn injury or ruin your product. To avoid battery leakage:

- Non-rechargeable batteries are not to be recharged.
- Rechargeable batteries are to be removed from the product before being charged.
- Rechargeable batteries are only to be charged under adult supervision.
- Do not mix alkaline, standard (carbon-zinc), or rechargeable (nickel-cadmium) batteries.
- Do not mix old and new batteries.
- Only batteries of the same or equivalent type as recommended are to be used.
- Batteries are to be inserted with the correct polarity.
- Exhausted batteries are to be removed from the product.
- The supply terminals are not to be short-circuited.
- Dispose of batteries safely.
- Do not dispose of this product in a fire. The batteries inside may explode or leak.

**This device complies with Part 15 of the FCC rules**

Operation is subject to the following two conditions:

(1) This device may not cause harmful interference, and (2) this device must accept any interference received, including interference that may cause undesired operation.

This equipment has been tested and found to comply with the limits for a Class B digital device, pursuant to part 15 of the FCC rules. These limits are designed to provide reasonable protection against harmful interference in a residential installation. This equipment generates, uses and can radiate radio frequency energy and, if not installed and used in accordance with the instructions, may cause harmful interference to radio communications. However, there is no guarantee that interference will not occur in a particular installation. If this equipment does cause harmful interference to radio or television reception, which can be determined by turning the equipment off and on, the user is encouraged to try to correct the interference by one or more of the following measures:

- Reorient or relocate the receiving antenna.
- Increase the separation between the equipment and receiver.
- Connect the equipment into an outlet on a circuit different from that to which the receiver is connected.
- Consult the dealer or an experienced radio/TV technician for help.

**NOTE:** Changes or modifications not expressly approved by the manufacturer responsible for compliance could void the user's authority to operate the equipment.

Visit us at [FijitFriends.com](http://FijitFriends.com)

We reserve the right to terminate Fijit Friends™ online service after February 1, 2012.

©2011 Mattel, Inc. All Rights Reserved. RADICA USA Ltd. Helpline 1-888-892-6123 or [service.mattel.com](http://service.mattel.com). Mattel, Inc. 636 Girard Avenue, East Aurora, NY 14052, U.S.A. Consumer Relations 1-800-524-8697. Mattel Canada Inc., Mississauga, Ontario L5R 3W2. Mattel Europa, B.V., Gondel 1, 1186 MJ Amstelveen, Nederland. Mattel U.K. Ltd., Varwall Business Park, Maidenhead SL6 4UB. Helpline 01628 500303. Mattel Australia Pty., Ltd., Richmond, Victoria, 3121. Consumer Advisory Service - 1300 135 312. Mattel East Asia Ltd., Room 1106, South Tower, World Finance Centre, Harbour City, Tsimshatsui, HK, China. Diimpport & Diederkan Oleh: Mattel SEA Ptd Ltd. (993532-P) Lot 13.5, 13th Floor, Menara Lien Hoe, Persiaran Trojicana Golf Country Resort, 47410 P1. Tel:03-78803817, Fax:03-78803867



### CONSUMER INFORMATION

Need Assistance? Visit [service.mattel.com](http://service.mattel.com) or call 1-888-892-6123 (US and Canada only).

[SERVICE.MATTEL.COM](http://SERVICE.MATTEL.COM)

W5860-0920