



Please save this instruction sheet for future reference, as it contains important information. Wheel and size adjustments should be done by an adult.

For ages 2 years and up, shoe sizes 6-12.

My First Skates are designed to be worn on either foot.

Safety equipment is not included.



Barbie™

www.fisher-price.com

My First Skates™

⚠ WARNING

Protective equipment should be worn. Use helmet, wrist guards, knee pads and elbow pads. (Not included.) Not for children with a body weight of more than 44 lbs. (20 kg).


Message to Parents

Learning to skate is easy and fun with Barbie™ My First Skates™. With three-way control, they make learning a breeze and provide hours of fun and exercise. Take a moment to review the warning statement and safety tips in these instructions with your child so your child knows how to use My First Skates correctly and safely.

Safety Tips

- Wear a helmet, knee pads, wrist guards and elbow pads to guard against bumps and bruises.
- Supervise a beginner skater. It helps to hold the beginner's hand and to guide the skater along a smooth, level surface.
- Wear shoes or sneakers, not open-toe shoes.
- Keep loose laces and pant legs away from the wheels.
- Select areas for skating which are free from obstacles.
- Avoid skating on streets, roadways and driveways which enter vehicle traffic routes.
- Never hitch a ride behind a bicycle or car.
- Please use with caution, as this product requires skill to operate safely. Avoid falls, collisions, and injuries to yourself and others.

Wheel Control Adjustment



- Locate the wheel control switch on the side of the skate.
- Press and slide the wheel control switch to:



FULL STOP (WALK)

The second wheel completely locks. Your skater can walk on the skates to get used to them.



FORWARD ONLY

The second wheel locks to prevent the wheel from rolling backward. Your skater can roll forward. It is normal to hear a clicking sound in this mode.



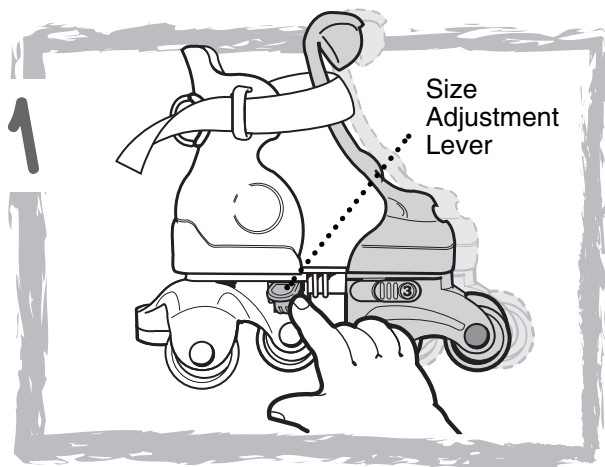
FREE WHEELING

Your skater can roll forward and backward unrestricted.

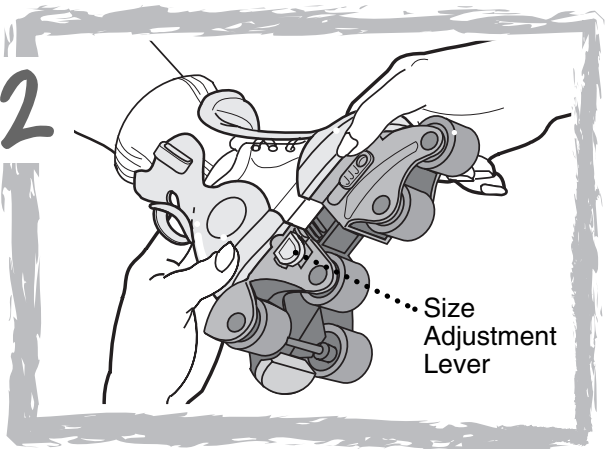
Important!

- Make sure both skates are set to the same wheel control position.
- The wheel control function works only when your child is wearing and putting weight on the skates.

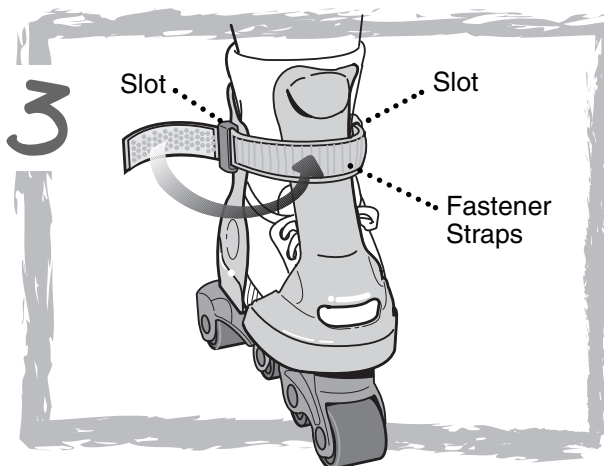
Fitting the Skates



- Lift the size adjustment lever.
- Pull the front of the skate to the fully extended position.
- Repeat this procedure to open the other skate to the fully extended position.



- Make sure your child is seated.
- Place your child's foot in the skate.
- Push the front of the skate to shorten it to the appropriate size for your child.
- Press the size adjustment lever down until it "snaps" into place.
- Adjust the size of the other skate to your child's other foot.



- Insert the fastener straps into the slots on the side of each skate.
- Pull the fastener straps tight and fold them back on themselves for a secure fit.

Care

- Periodically lubricate the rear axle on each skate with a little petroleum jelly.
- Check plastic parts on a regular basis and discard if broken or cracked.

Consumer Information

Questions? We'd like to hear from you!

Call Fisher-Price® Consumer Relations, toll-free at **1-800-432-KIDS (5437)**, 8 AM - 6 PM EST Monday through Friday. Hearing-impaired consumers using TTY/TDD equipment, please call 1-800-382-7470. Or, write to: Fisher-Price® Consumer Relations, 636 Girard Avenue, East Aurora, New York 14052.

For countries outside the United States:

CANADA: Questions? 1-800-567-7724. Mattel Canada Inc., 6155 Freemont Blvd., Mississauga, Ontario L5R 3W2.

GREAT BRITAIN: Mattel UK Ltd, Vanwall Business Park, Maidenhead SL6 4UB. Helpline: 01628 500302.

AUSTRALIA: Mattel Australia Pty. Ltd., 658 Church Street, Locked Bag #870, Richmond, Victoria 3121 Australia. Consumer Advisory Service 1300 135 312.

NEW ZEALAND: 16-18 William Pickering Drive, Albany 1331, Auckland.
ASIA: Mattel East Asia Ltd, Room 1106, South Tower, World Finance Centre, Harbour City, Tsimshatsui, HK, China.

Fisher-Price, Inc., a subsidiary of Mattel, Inc. East Aurora, New York 14052, U.S.A.
©2003 Mattel, Inc. All Rights Reserved. © and ™ designate U.S. trademarks of Mattel, Inc.

PRINTED IN CHINA

G7466pr-0920