


# ULTIMATE WALKING BUZZ LIGHTYEAR

## INSTRUCTIONS



### 1 CONTENTS



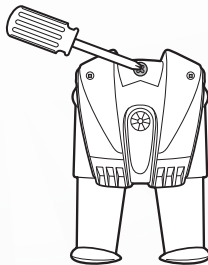
#### FOR INDOOR USE ONLY.

Performs best on hard, flat surfaces. This product is not recommended for use on loose dirt or wet surfaces. Do not immerse in water.

### 2 BATTERY REPLACEMENT

- **Requires 3 AAA (LR03) alkaline batteries (not included).**
- Unscrew the battery cover with a Phillips head screwdriver (not included).
- Install 3 new AAA (LR03) alkaline batteries in the battery box.
- Replace battery cover and tighten screw.
- Replace the batteries if the figure moves slowly or does not respond.
- For best performance, use only alkaline batteries.
- When exposed to an electrostatic source, the product may malfunction. To resume normal operation, remove and reinstall the batteries or turn the power switch off and then on again.

**NOTE:** This product is equipped with an automatic shut-off feature that helps preserve battery life.



 X 3  
AAA (LR03)

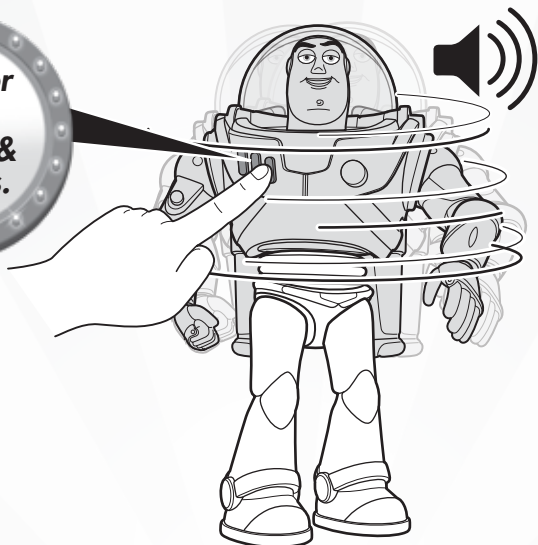


### 3 TO PLAY

## **ACTION MODE**

*Lights + Sounds + Movement*

Press for  
**40+**  
sounds &  
phrases.



## **LASER ACTION**


*Automatically activated*

Light-up  
laser!



## **TURBO MODE**


*Lights + Sounds + Walking + Action*



*Press to  
unlock movie  
moments and  
fun surprises!*

## **JET PACK ACTION**

*Jet pack wings pop out automatically*

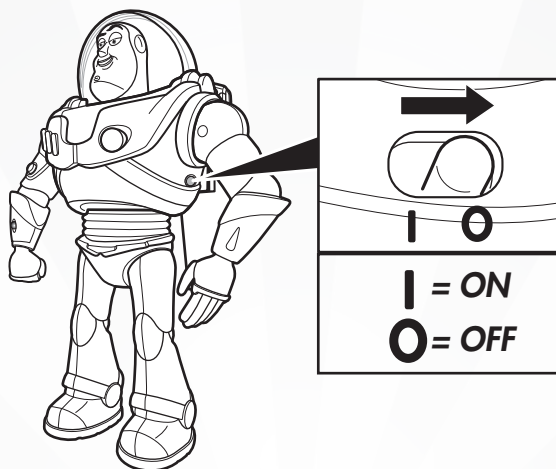


*Pop-out  
wings!*

### 3 TO PLAY (CONTD.)

#### **POWER SWITCH**

*Slide switch to ON (I) to activate the figure. Remember to slide switch back to OFF (O) after play.*



### 4 FAQs

**Q.** *The figure is moving slowly and/or not responding.*

**A.** *Try replacing the batteries.*

**Q.** *The figure falls over and does not walk on its own.*

**A.** *Make sure you are placing the figure on a flat, smooth surface. Your figure may not walk well on carpet or uneven surfaces.*

**Q.** *The jet pack pops up but won't go back down.*

**A.** *Manually push the jet pack wings down. They will pop up automatically.*

