

GAMESTER®

PS2 Xbox

RACE PAC™

Instruction Manual

XBOX™
COMPATIBLE

THE UNFAIR ADVANTAGE®



RADICA: ®
GAMESTER ®

RC73910

P/N 82389100 Rev.A

DUAL FORCE, RACE PAC AND
"THE UNFAIR ADVANTAGE"
ARE EITHER TRADEMARKS OR
REGISTERED TRADEMARKS
OF RADICA GAMES, LTD.
PRODUCT SHAPES™
ALL RIGHTS RESERVED

Distributed in the U.K. by:

RADICA U.K. Ltd.

The Old Stables, Munns Farm,
Cole Green, Hertfordshire,
SG14 2NL, England

Distributed in the U.S. by:

RADICA USA, Ltd.

13628 - A Beta Road, Dallas,
Texas 75244 - 4510, U.S.A

PlayStation is a registered trademark of Sony Computer
Entertainment Inc. (SCEI).

This product is not designed, manufactured, sponsored
or endorsed by SCEI.

Ages 8 and Up

Ne convient pas aux enfants de moins de 8 ans.

No apto para niños menores de 8 años.

Nicht für Kinder unter 8 Jahren geeignet.

Microsoft, Xbox, and the Xbox logo are either
registered trademarks or trademarks of Microsoft
Corporation in the U.S. and/or other countries and are
used with permission from Microsoft.

used with permission from Microsoft.
All other product and company names mentioned are the trademarks of their respective owners.
Not suitable for children under 8 years of age.
Nicht für Kinder unter 8 Jahren geeignet.
Ne convient pas aux enfants de moins de 8 ans.
No apto para niños menores de 8 años.

Please retain this manual for future reference



PLEASE RECYCLE



www.theunfairadvantage.com

This device complies with Part 15 of the FCC Rules. Operation is subject to the following two conditions: (1) this device may not cause harmful interference and (2) this device must accept any interference received, including interference that may cause undesired operation.

WARNING: Changes or modifications to this unit not expressly approved by the party responsible for compliance could void the user's authority to operate the equipment.

NOTE: This equipment has been tested and found to comply with the limits for a Class B digital device, pursuant to Part 15 of the FCC Rules. These limits are designed to provide reasonable protection against harmful interference in a residential installation. This equipment generates, uses and can radiate radio frequency energy and if not installed and used in accordance with the instructions, may cause harmful interference to radio communications. However, there is no guarantee that interference will not occur in a particular installation. If this equipment does cause harmful interference to radio or television reception, which can be determined by turning the equipment off and on, the user is encouraged to try to correct the interference by one or more of the following measures:

- Reorient or relocate the receiving antenna.
- Increase the separation between the equipment and receiver.
- Connect the equipment into an outlet on a circuit different from that to which the receiver is connected.
- Consult the dealer or an experienced radio TV technician for help.

90-DAY LIMITED WARRANTY

(This product warranty is valid in the United States and Canada only)

Radica Games Limited warrants this product for a period of 90 days from the original purchase date under normal use against defective workmanship and materials (batteries excluded). This warranty does not cover damage resulting from accident, unreasonable use, negligence, improper service or other causes not arising out of defects in material or workmanship. Radica Games Limited will not be liable for any costs incurred due to loss of use of this product or other incidental or consequential costs, expenses or damages incurred by the purchaser. Some states do not allow the exclusion or limitation of incidental or

purchaser. Some states do not allow the exclusion or limitation of incidental or consequential damages, so the above limitations may not apply to you. This warranty gives you specific legal rights and you may also have other legal rights, which vary from state to state.

During this 90-day warranty period, the game will either be repaired or replaced (at our option) without charge to the purchaser when returned prepaid with proof of date of purchase to: **Radica USA, Ltd., 13628-A Beta Road, Dallas, Texas 75244, USA.** Please remove the batteries and wrap the unit carefully before shipping. Please include a brief description of the problem along with your return address and mail it postage prepaid.

PRODUCT WARRANTY

(This product warranty is valid in the United Kingdom only)

All products in the **RADICA®** range are fully guaranteed for a period of 6 months from the original purchase date under normal use, against defective workmanship and materials (batteries excluded). This warranty does not cover damage resulting from accident, unreasonable use, negligence, improper service or other causes not arising out of defects in material or workmanship.

In the unlikely event that you do experience a problem within the first 6 months, please telephone the UK Technical Support team: **Tel. 0871 222 8278. Calls are charged at 10p per minute and will show up on your standard telephone bill. Helpline hours are 2pm-11pm, Monday to Friday.**

YOUR STATUTORY RIGHTS ARE NOT EFFECTED.



IMPORTANT !

DO NOT ATTEMPT TO ADJUST HEIGHT OR EXTENSION OF THE RACE PAC BY PULLING ON THE STEERING WHEEL OR PUSHING ON THE PEDALS. ALWAYS UNDO THE CLASPS AND ADJUST USING THE ALUMINIUM ARMS. DO NOT PUSH DOWN ON THE STEERING WHEEL TO EXIT THE SEAT.

- Before using this product, read the Console Instruction Manual for safety, health and other information.

Product Features

1. Wheel, Seat and Pedals all in one!
2. Compatible with PS2 and XBox
3. Adjust to fit any size driver
4. Reclining Padded Seat
5. Adjust steering sensitivity while driving
6. Adjustable Metal Frame
7. Dual Force Vibration
8. Accelerator Lock
9. Shifting Paddles
10. Separate Racing Accelerator and Brake Pedals
11. Expansion slot for Xbox Live
12. Compatible with all racing games

SETTING UP THE RACE PAC

The Race Pac is designed to be quickly assembled and disassembled, allowing for easy storage. To disassemble for storage, reverse the instructions.


1. Remove the steering wheel from the front compartment of the carry case.
2. Undo the clasp at the bottom of the carry case and lift the front section back over on itself, creating the A-Frame for the seat back. Secure this by locking the clasp underneath.



3. Unfold the seat base and turn the adjust dial at the top of the wheel tripod anti clockwise to loosen the top pivot.



4. Raise the clasps on the aluminum arm, then lift and extend to form a tripod.
5. Adjust the height and reach by extending the tripod arms and secure by pushing clasps back in place.
6. Set the angle of the pedals by twisting their base unit through 90° so they stand upright and the flat part of the base is flat to the floor.



If using on carpet position the bar underneath so the grips are facing downwards.

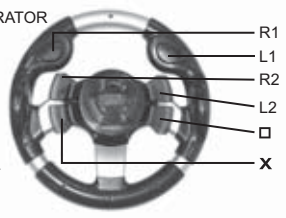
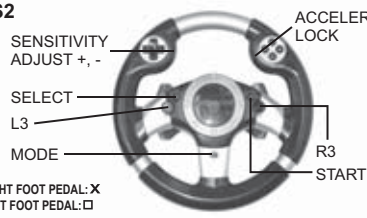
7. Plug the wheel into its housing at the top of the tripod and slide the switch behind from right to left to lock into place.



8. Connect to your console and burn rubber!

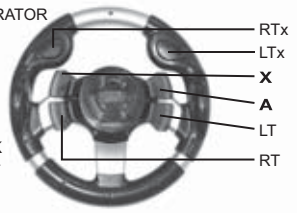
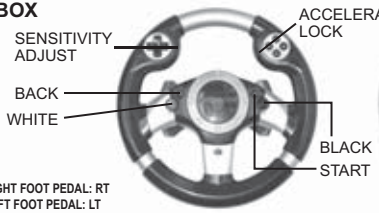
STEERING WHEEL CONTROLS

PS2



RIGHT FOOT PEDAL: X
LEFT FOOT PEDAL: □

XBOX



RIGHT FOOT PEDAL: RT
LEFT FOOT PEDAL: LT

SENSITIVITY ADJUST

The Race Pac wheel has a unique sensitivity adjustment feature, allowing you to change the sensitivity of the wheel in game. This is particularly useful when switching to different types of car during a game, or changing from straight to twisting tracks. There are a total of seven sensitivity settings and adjustment is made using the buttons +/- sensitivity buttons next to the D-Pad.

You will hear one beep for each alteration of the sensitivity level. When the minimum or maximum sensitivity level is reached you will hear two beeps. When the middle sensitivity level is reached you will hear four beeps.

ACCELERATOR LOCK

The Accel Lock button positioned next to the action buttons enables you to set your acceleration level. Once you have set the level you require, using the accelerator pedal or paddles, press the button to maintain this level. When you stop accelerating, the acceleration level will automatically drop back to this point.

MODE SELECTION - PS2 ONLY

MODE SELECTION - PS2 ONLY

- To select analogue mode, press the mode button once and the LED will turn red.
- Press it again and the LED will turn off- this will activate Digital mode.

In Analogue mode, the motors are activated and the action buttons are pressure sensitive.

In Digital mode, the motors are activated (game specific) and the action buttons are digital.

TROUBLE SHOOTING

The steering wheel is not working:

- Make sure the Race Pac is firmly connected to the port
- Make sure the steering wheel is properly inserted
- Reset your game console.
- If problem persists, contact Radica customer support.

The pedals are slipping

- Make sure the carpet or rubber grips are flat to the floor by adjusting the angle of the pedals.

CAUTION

Adult supervision is recommended. We suggest that for every hour of gameplay take a 15-minute break.

Sometimes, a built-up of static electricity (from carpets, etc) may cause the game to stop working. Just reset the game, and it will work again.

MAINTENANCE

- Handle this product carefully.
- Store this product away from dusty or dirty areas.
- Keep this product away from moisture or temperature extremes.
- Do not disassemble this product. If a problem occurs contact the retailer where the item was purchased.