

RADICA®

Model 8025

Solitaire


Solitaire

The Big Screen Is Back

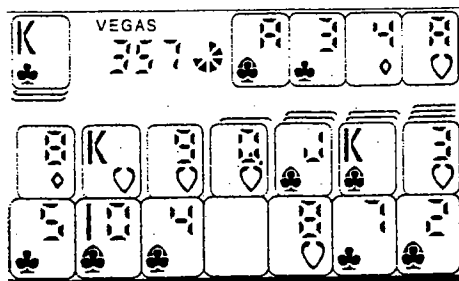
Moving Cards is Easy!

First, press the button corresponding to the card(s) you want to move (Deck, Rows, or Suits). The Selected card(s) will flash. When selecting a card in the Suit stacks, hold down the SUITS button until the desired card is flashing.


Second, press the button corresponding to the location you want to move the card(s).



The object of Solitaire is to build 4 Suit Stacks - from Ace to King - with each stack containing only the cards of that particular suit.



Do this by drawing cards from the Deck and moving them to the Row or Suit Stacks. Build the Row Stack in descending order, alternating solid and outlined cards and move these cards to the Suit Stacks when possible.



Press **TIMER** to turn the timer on and off (before the start of a game). When playing with the timer, extra points are awarded for fast play!

Press **GAME** to switch between the Klondike and Vegas Solitaire.

Press **DEAL-ON-DRAW** to turn on the game (it goes to sleep after sitting idle for 2 minutes), to deal out the cards for a new game, and to draw cards.

Press and hold the **NEW GAME** button to start a new game.

Press **SOUND** to turn the sound on or off.

RADICA®

© 1999 RADICA CHINA LTD.

PRODUCT SHAPE™
ALL RIGHTS RESERVED



7 45938 02791 9

P/N 50827000 Rev.A



Distributed by:

RADICA USA Ltd

13628-A Beta Road

Dallas, TX 75244-4510

MADE IN CHINA

VEGAS SOLITAIRE

Cards are dealt from the deck 1 card at a time.
You can only make 1 pass through the deck.
Points accumulated are continued into the next game. (See the back of the game for scoring information.)

TIMER

For fast-paced excitement, press TIMER while "NEW GAME" is flashing to turn on the timer. When the timer is on, bonus points are awarded for fast play.

POINT SYSTEM

Regular Klondike Solitaire:

Game starts with 0 points

Each card moved from the Deck to a Row Stack	5 Pts
Each face down card turned face up	5 Pts
Each card moved from Deck or Row Stack to Suit Stack	10 Pts
Each card moved from Suit Stack back down to Row Stack	-15 Pts
Each pass through the Deck after 3 passes	-20 Pts

With Timer On:

Points are deducted for not moving cards quickly enough.

Bonus points are awarded for a Win based on how quickly the game is won.

Vegas-Style Klondike Solitaire:

Game starts with 500 points and points are accumulated between consecutive games

You are charged 1 point for each card in the deck	-52 Pts
Each card moved from Deck or Row Stack to Suit Stack	5 Pts
Each card moved from Suit Stack back down to Row Stack	5 Pts

With Timer On:

No penalty for time between moves

Bonus points are awarded for a Win based on how quickly the game is won.

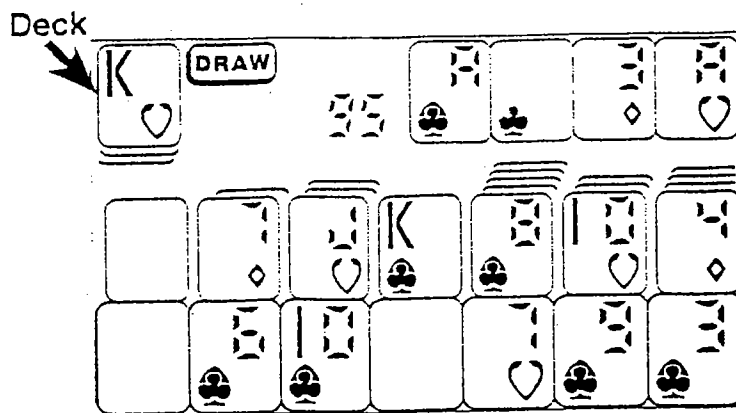
Maximum Score

9,999 Pts

52-0

DRAW A CARD:

You'll want to try to bring to the surface each of the face-down cards in the Card Stacks. If you cannot make a move, you'll need to draw a card from the "Deck" by pressing DRAW. Continue doing this until you get a card which can be moved either down to the Card Stacks or up to the Suit Stacks. Also, a King can be moved to an empty stack when available.



KLONDIKE SOLITAIRE

Cards are dealt from the deck 3 cards at a time. You can make as many passes through the deck as you wish, but points are deducted after 3 passes through the deck.

Solitaire Instructions

The object of the game is to use all of the cards in the deck to build up the four suit stacks from ace to king.

1. Turn on the game by pushing the ON, DEAL, DRAW button.
2. **Moving the cards-** Push the button underneath the card that you would like to move, it should then start to blink. Locate where you would like to move this card, push that button once.
3. If you have any Aces on top of the seven row stacks, move them to the spaces at the top right hand corner of the screen (labeled suit).
4. The seven row stacks must go in descending order. For example :K, Q, J, 10, 9, 8, ect. The cards also have to alternate in color (white to black or black to white).
5. When you have no more options to move within those seven rows push the ON, DEAL, DRAW button. A card will appear beside the deck in the upper left hand corner. Use these cards to continue play in the seven rows.

NOTE: If you have a row that is not occupied by a card, you may move a king to this spot (to reveal another card).