



**?** **CONSUMER ASSISTANCE**  
 Call toll free: 1-800-432-5437 (US & Canada only)  
 M-F 9AM to 7PM / SAT 11AM to 5PM (EST)

**service.fisher-price.com**

Write to us at: Fisher-Price® Consumer Relations,  
 636 Girard Avenue, East Aurora, New York 14052.

Hearing-impaired consumers using TTY/TDD equipment,  
 please call 1-800-382-7470.

---

For countries outside the United States:

Canada: Mattel Canada Inc., 6155 Freemont Blvd.,  
 Mississauga, Ontario L5R 3W2; [www.service.mattel.com](http://www.service.mattel.com).

Great Britain: [Mattel UK Ltd, Vanwall Business Park,  
 Maidenhead SL6 4UB. Helpline: 01628 500303.  
 www.service.mattel.com/uk](http://www.service.mattel.com/uk)

Australia: Mattel Australia Pty. Ltd., 658 Church Street,  
 Locked Bag #870, Richmond, Victoria 3121 Australia.  
 Consumer Advisory Service 1300 135 312.

New Zealand: 16-18 William Pickering Drive,  
 Albany 1331, Auckland.

Asia: Mattel East Asia Ltd, Room 1106, South Tower,  
 World Finance Centre, Harbour City, Tsimshatsui, HK, China.

Please keep this instruction sheet for future reference,  
 as it contains important information.

Adult assembly is required.

No tools needed for assembly.

Wipe the toy with a clean cloth dampened with a mild soap and water solution.

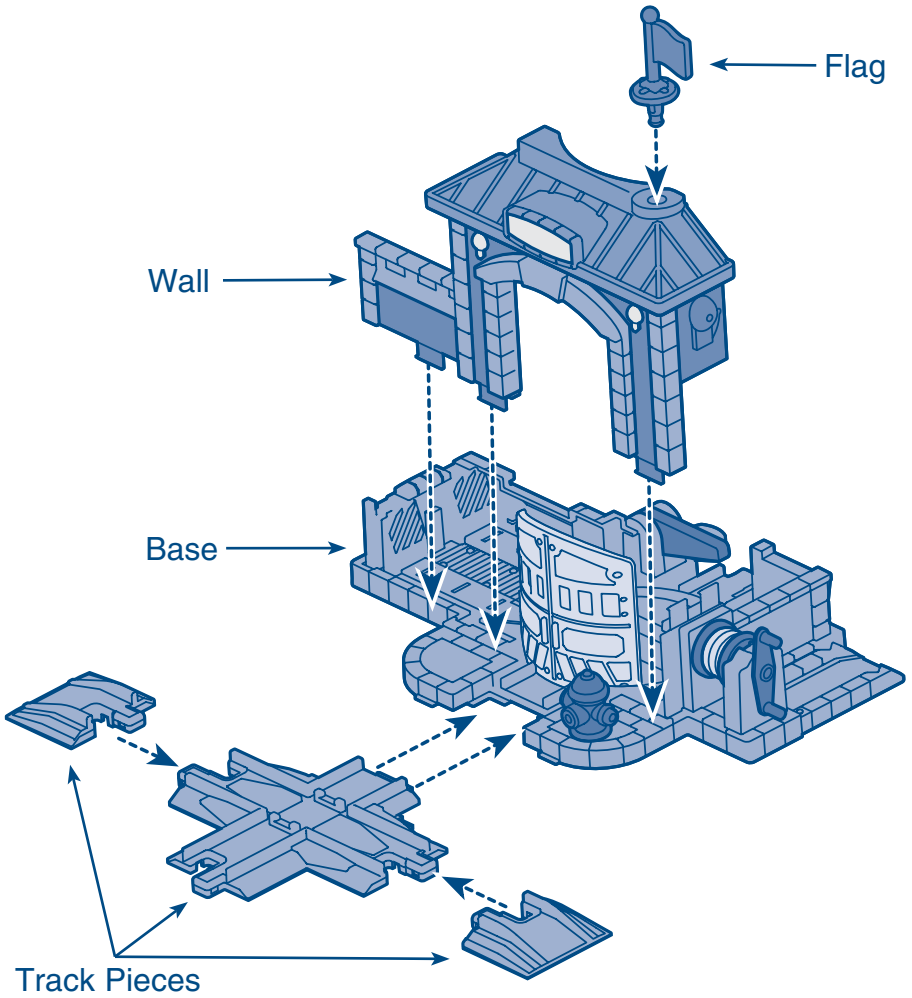
Fisher-Price®

N8851




**GeoTrax**<sup>TM</sup>  
Transportation System

# Assembly




- First "**snap**" the track pieces together. Then, "**snap**" the track into the base.
- "**Snap**" the wall into the front of the base.
- "**Snap**" the flag into the roof.

# Visit the Mechanic's Garage For a Tune-up!



Turn the crank to open and close  
the garage door.



Lay the play mat on a flat surface. Then, place the garage on the play mat.