

another chance to win—this time by undertaking an on-screen **final cut** challenge. But for now, the dice pass to the next player.

If any other player wins the **all play to win** challenge, they have the option of forcing an opponent to draw a Buzz Card or of moving their own Mover forward three spaces (unless they are already on a **Final Cut** ring). After following the instructions on the Buzz Card, the next player in sequence (the one following the roller) gets their turn.

Game Tip: Buzz Cards cannot be played against players on a **Final Cut** ring.

2. Final Cut

For any player who has landed on a **Final Cut** ring, the **DVD Master** chooses **Final Cut** from the **Game Menu** and follows the on-screen instructions. In **Final Cut**, the player must correctly answer up to three questions to win the game. The number of questions that must be answered in a turn corresponds to the ring number upon which the player's Mover stands. If the player misses a question, they move in one ring and must await their next turn. Again, the on-screen instructions will walk you through **Final Cut**, so don't worry!

A player must successfully complete a challenge to win the game. A player who loses a challenge while on the **Final Cut** ring marked **1** does not advance inward. They stay on **1** and must await their next turn.

OPTIONS

For Longer Games

To make the game longer and more competitive, roll only the Numbered Die and advance your Mover after getting a question right, rather than moving at the start of each turn.

For Shorter Games

Fold the board into its smaller circle shape and be sure to roll the Numbered Die and move before answering questions.

Party Play

Disney Channel Scene It? DVD challenges are a great way to entertain a party. Simply put the *Scene It?* DVD into your DVD player and select **party play** from the **Main Menu**. You will not need to use the remote, as *Disney Channel Scene It?* will play one great puzzler or clip after another. See who can be the first to shout the correct answer! If you would like to go back to regular game play, hit the **RETURN** button on your remote when the **Game Menu** appears.

M1266



Need Assistance? In the US and Canada, service.mattel.com
or 1-800-524-8697, M-F 8AM - 6PM, ET.
SERVICE.MATTEL.COM

© 2008 Mattel, Inc., 333 Continental Blvd., El Segundo, CA 90245 U.S.A. All Rights Reserved. Consumer Relations 1(800) 524-8697. Retain this address for future use. Mattel.U.K.Ltd.,
[Vanwall Business Park, Maldenhead SL6 4UB](http://Vanwall.Business.Park.Maldenhead.SL6.4UB), [Mattel Australia Pty Ltd.](http://Mattel.Australia.Pty.Ltd.), Richmond, Victoria, 3121. [Mattel East Asia Ltd](http://Mattel.East.Asia.Ltd.), Room 1106, South Tower, World Finance Centre, Harbour City,
Tsimshatsui, HK, China. Diimport & Diedarkan Oleh: [Mattel SEA Ptd Ltd](http://Mattel.SEA.Ptd.Ltd.) (993532-P) Lot 13.5, Menara Lien Hoe, Persiaran Tropicana Golf Country Resort, 47410 PJ.

© 2008 Screenlife, LLC. All Rights Reserved. Pat. Nos. 6,987,926 and 7,233,170 (U.S.), 1,250,429 (Taiwan), 2,455,900 (Mexico), 5,364,533 (New Zealand). Other US and foreign patents pending. [The Breakers](http://The.Breakers), [Scene It?](http://Scene.It?), [Final Cut](http://Final.Cut), Screenlife, [The DVD Game](http://The.DVD.Game), Flextime, and Opretve are trademarks of Screenlife, LLC, 111 South Jackson Street, Suite 200, Seattle, WA 98104. © denotes that the mark is registered in the U.S. and other countries.

© Disney



8 - Adult
2 or more players or teams

GAME RULES

Disney Channel Scene It? can be played with 2 to 4 players or teams.

OBJECT

Travel around the game board and be the first to enter the winner's circle.

CONTENTS

1 Game DVD
1 Flextime® Game Board
1 Six-Sided Numbered Die
1 Eight-Sided Category Die
4 Category Reference Cards
4 Metal Movers
30 Buzz Cards
160 Trivia Cards

Requires a TV, DVD player, and remote control (not included).

Please remove all components from the package and compare them to the component list. If any items are missing, please call 1-800-524-TOYS. Outside the U.S.A., please contact your local Mattel office.

GETTING STARTED

You have two options for learning to play *Disney Channel Scene It?*:

1. Choose **How to Play** from the DVD's Main Menu and watch the on-screen demonstration.
2. Read the instructions below. Begin with **SETUP** for a complete description of the game, or skip to **PLAY THE GAME** for the essentials.


SETUP

1. Position the **Flextime game board** so that all players can see the TV or monitor connected to your DVD player. The board can be fully extended for longer games or folded into a circle for shorter play.
2. Choose a game piece for each player or team and place it on the start space.
3. Shuffle and place the round Buzz Cards. Place the box of Trivia Cards and the two dice beside the board, and then distribute a Category Reference Card to each player.
4. Insert the *Disney Channel Scene It?* DVD into your DVD player. The DVD will show a quick intro and then display the **Main Menu**.
5. Select one person, referred to as the **DVD Master**, to operate the remote control.

Use the **ARROWS** on your remote to navigate between the menu items and use the **ENTER** or **PLAY** button to activate a menu selection. When viewing a puzzler clip, use the **SKIP**, **NEXT**, or **FAST FORWARD** buttons to quickly advance to the question.

6. Select **Timer Setting** from the Main Menu. You will use the on-screen timer when answering Trivia Card questions. The timer is pre-set at 30 seconds, but may be set at 10 or 20 seconds to make the game more challenging. Select the time limit you want; this will remain the default unless you choose to reset the timer during the game by accessing the Main Menu once again.

Technical Tip: Your DVD is automatically set to deliver questions at random. Because of this, you may eventually get repeats. Choose **pre-set gameplay** from the **Main Menu** and select one of the preprogrammed sequences to guarantee no repeats will occur.



Main Menu

Game Menu

Note: Some DVD players do not support the random shuffle feature provided by Optreve® technology (a window will appear to warn you of this). In that situation, you should also choose **pre-set gameplay**.

7. Choose **Play the Game** from the **Main Menu**, and the **Game Menu** will appear.

PLAY THE GAME

1. All players roll the numbered die, re-rolling any ties. The highest roller goes first and play proceeds clockwise around the table.
2. Each turn, a player rolls both dice and moves the number of spaces shown on the **numbered die**. After moving, the player then attempts to successfully complete whichever challenge was rolled on the **category die** (see below for descriptions of challenges).

Note: Movers can share the same space on the board.



DVD Challenges

Trivia Card Challenges

Buzz Cards and Player's Choice

Game Tip: You always roll the numbered die and move your game piece to start your turn. You roll again if you win the challenge!

3. Reference Cards are provided for each player to allow easy recognition of the *Disney Channel Scene It?* challenges.

THE DISNEY CHANNEL SCENE IT? CHALLENGES

Depending on the symbol rolled on the category die, players will have to complete different DVD or Trivia Card challenges:

DVD CHALLENGES

My Play Challenges

The **DVD Master** selects **My Play** from the DVD Game Menu and **ONLY THE ROLLING PLAYER/TEAM MAY ATTEMPT TO ANSWER THE ON-SCREEN CHALLENGE**. If the roller answers correctly, they get another turn and roll both dice again. If they answer incorrectly, the turn ends, and play proceeds clockwise to the next player.

Game Tip: If you play *Disney Channel Scene It?* many times, you may eventually start seeing the same clips over again. Don't worry! Each clip has multiple questions associated with it. So pay attention; you never know what you will be asked about your favorite scenes and characters!

All Play Challenges

The **DVD Master** selects **All Play** from the DVD Game Menu. **ALL PLAYERS GET TO COMPETE!** The first player/team to clearly shout out the correct answer to the on-screen challenge wins.

If the rolling player is first to answer correctly, they roll both dice and take another turn.

If a player other than the roller answers correctly, that player chooses either to move their Mover forward one space or to force another player to draw a Buzz Card and follow its instructions. After this is done, the next player (the player clockwise from the roller) takes their turn.

Note: Players are never skipped as the result of an all play challenge—play always proceeds sequentially around the table, even when someone out of sequence correctly answers the question.

If two players simultaneously answer correctly, **tie breakers®** is selected from the **Game Menu**.


If no one answers correctly, play proceeds to the next player in turn.


- 1) Clips can be skipped by using the **SKIP** or **FAST FORWARD** button on the remote.
- 2) If you receive an **all play** that you have seen in a previous game, just hit the **RETURN** button on your remote and another **all play** challenge will appear.


TRIVIA CARD CHALLENGES

When a player rolls a **Trivia Card** challenge, one of the opposing players draws a card from the front of the box. After the appropriate question has been read, the **DVD Master** selects **Start Timer** and the player must give the correct

answer before the timer reaches zero. Replace the card at the back of the box.

 **Disney Channel Original Series** – Select a Trivia Card and answer the question about the who, what, where or when of a Disney Channel Original Series.

 **Disney Channel Original Movies** – Select a Trivia Card and answer the question about the who, what, where or when of a Disney Channel Original Movie.

 **Channel Surfing** – Select a Trivia Card and answer the question about all things Disney Channel.

BUZZ CARDS AND PLAYER'S CHOICE

Buzz Cards

Depending on the Buzz Card you get, you or an opponent may move ahead or be knocked back spaces on the game board. A player must read the Buzz Card aloud and follow the instructions on the card as soon as it is drawn. Then, it's the next player's turn.

Player's Choice

Rolling this allows players to choose a DVD challenge (My Play), a Trivia Card challenge (any category) or a Buzz card.

DOUBLE FEATURE SPACE

If you win any challenge while on a **Double Feature** space, move twice the number of spaces shown on the die on your next roll.

WINNING THE GAME

When any player reaches the end of the game path, they must stop on the space labeled **Stop**, no matter what they may have rolled. From this point, they have two ways to win the game: the first is an **all play to win** challenge; if that proves unsuccessful, the second option is **Final Cut**.

1. All Play to Win

Whenever a player rests on the **Stop** space, they must complete an **all play to win** challenge. The **DVD Master** chooses **all play to win** from the **Game Menu** and all players compete in this special variation of **all play**.

If the rolling player wins the challenge, that player advances directly to the winner's circle and instantly wins the game!

If the rolling player loses the challenge, they move to the outer **Final Cut** ring (marked 3) and must await their next turn for