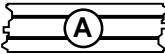
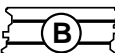


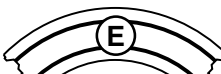



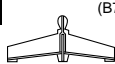
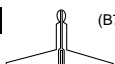
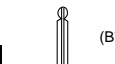
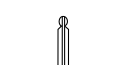
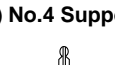

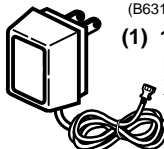

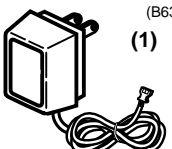

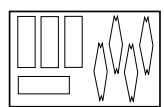


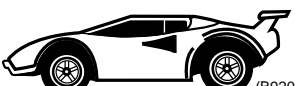


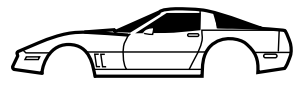
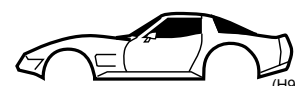
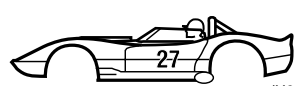
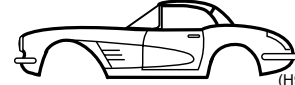


TYCO® 4-LANE RACING®

6693 with four bonus Corvette bodies

The letters listed on the track pieces below do not appear on the track, they are for reference only. The part number as listed beneath each track description, does appear on each track piece.

YOUR SET CONTAINS THE FOLLOWING PARTS:

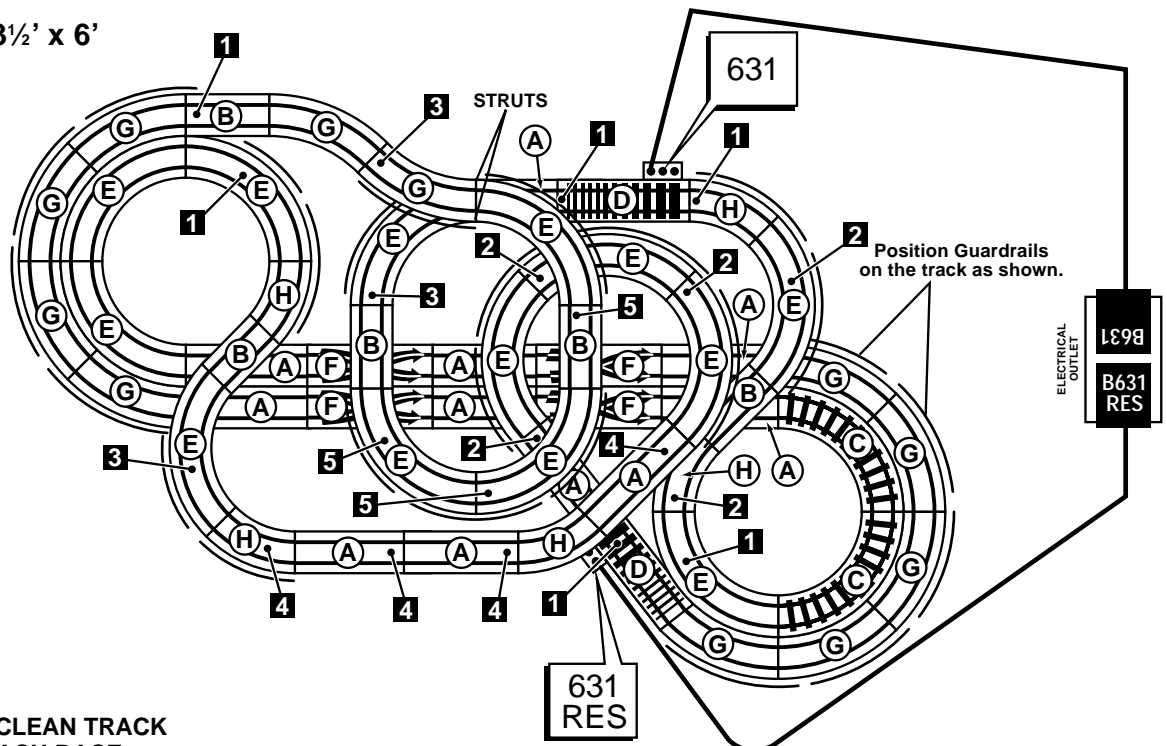
Track	Supports	Accessories	(28) Guardrails (B796807)
 (B5829T) (11) 9 in. Straight  (B5830T) (5) 6 in. Straights  (B5831Y) (2) 9 in. Radius Curve w/Deco(1/4 Circle)  (B5832T) (2) 9 in. Straight Terminals  (B5831) (13) 9 in. Radius Curve (1/4 Circle)  (B5841Z) (4) Straight Crossover Track  (B5844) (11) 12 in. Radius Curves (1/8 Circle)  (B5846) (5) 9 in. Radius Curves (1/8 Circle)	1 (B7806)  (6) No.1 Supports 2 (B7807)  (6) No.2 Supports 3 (B7808)  (3) No.3 Supports 4 (B7809)  (4) No.4 Supports 5 (B7810)  (4) No.5 Supports  (B7926) (2) Struts	 (B631) (1) 120 Volt Hi-Performance X-2 Power Pak  (B7890) (1) Sandpaper  (B631RES) (1) 120 Volt Hi-Performance X-2 Reverse Power Pak  (B615EE) (4) Plug-in Racing Controllers	 (B7987) (7) Flag Decals  (B7963) (7) Flag Pole Sprues
		Four Exotic Cars with Chassis  (B9057) 440-X2 Yellow Lamborghini  (B9207) 440-X2 Black #8 Lamborghini  (B9208) HP-X2 Blue Porsche  (B9116x) HP-X2 Red Viper	Four Bonus Corvette Bodies (Fit on exotic car chassis)  (H9211A) Blue ZR-1 (fits 440-X2 Chassis)  (H9212A) Yellow '78 Vette (fits 440-X2 Chassis)  (H9209A) Black Vette Racer (fits HP-X2 Chassis)  (H9210A) Red '60 Vette (fits HP-X2 Chassis)

TRACK LAYOUT: 3½' x 6'

NOTE:

Refer to the accompanying Tyco manual for wiring instructions for Power Pak and assembly instructions for track, supports and accessory parts.

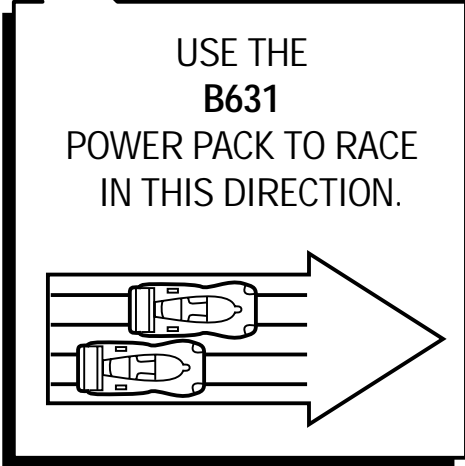
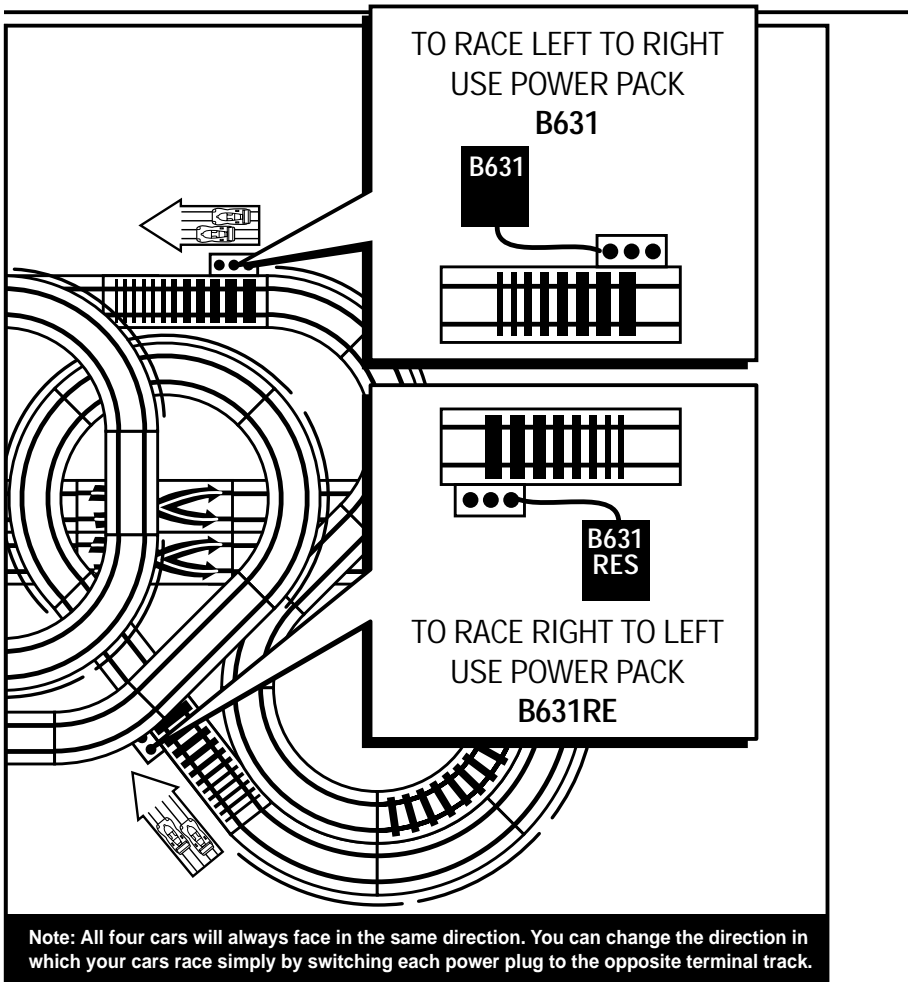
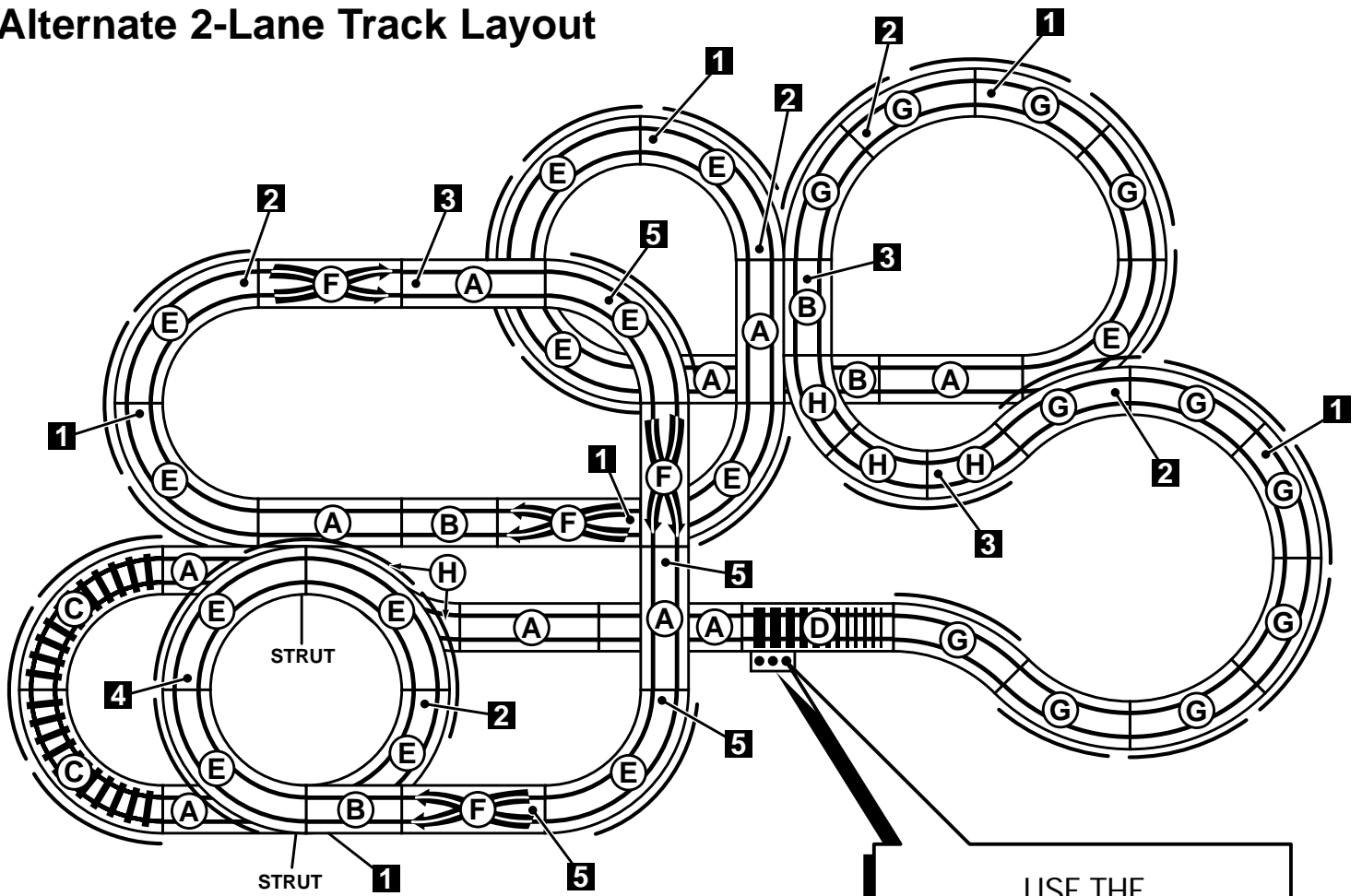
All lettered parts in the assembly diagram are described and lettered in the parts list above.



IMPORTANT: ALWAYS CLEAN TRACK AND TIRES BEFORE EACH RACE. SEE EASY ASSEMBLY INSTRUCTIONS.

See reverse side for alternate layout.

Alternate 2-Lane Track Layout



OR

